


CPR-1221-7M1

1200W CRPS Power Supply AC/DC Dual-input Redundant




FEATURES

- High Efficiency: 96%
- Hot Swappable
- PMBus Support
- Full Digital Power Supply
- Smart Fan Speed Control
- Activate Power Factor Correction
- In-system Firmware Upload



■ Dimension : 185 x 73.5 x 40 mm (D x W x H)

⚠ Product details and image are for reference and final product is subject to change without notice.



SPECIFICATIONS

▶ INPUT

Voltage	AC input: 90 - 264Vac DC input: 180 - 300Vdc
Frequency	47-63Hz
Current	AC 100 - 127V / 9.8-7A AC 220 - 240V / 7.5-6A DC 220 - 240V / 7.5-6A

▶ EFFICIENCY, PFC, THD

Load (%)	Input 115Vac			Input 230Vac		
	Input current THD	Power Factor	Efficiency	Input current THD	Power Factor	Efficiency
10%	15%	0.8	85%	20%	0.8	90%
20%	10%	0.95	90%	15%	0.95	94%
50%	5%	0.95	92%	5%	0.95	96%
100%	5%	0.95	90%	5%	0.95	90%

▶ OUTPUT

Parameter	12V main (100-127VAC rating)	12V main (200-240VAC rating)	12Vsb
Rated Continuous	66.7A	100A	2.1A
CLST Peak 20s Peak 2	Rated + 10A	Rated + 10A	3.5A
Pmax.app Peak10msec Peak 3	Rated + 36A	Rated + 72A	-
Pmax Peak 100µs Peak 4	Rated + 52.5A	Rated + 105A	-
Regulation	±5%	±5%	±5%
Ripple & Noise	120mVp-p	120mVp-p	120mVp-p

▶ PROTECTION, RELIABILITY, WARRANTY

Over Current Protection (OCP)
Over Power Protection (OPP)
Over Voltage Protection (OVP)
Over Thermal Protection (OTP)
Short Circuit Protection (SCP)
Holdup Time: 11msec @ 70% Load
MTBF: >400,000 hours @ 30 °C
Warranty: 3 Years

▶ ENVIRONMENTAL

Temperature	Operating : 0 to 50°C Non-operating : -40 to 70°C
Altitude	Operating : to 3050 m Non-operating : to 15200 m
Relative Humidity	Operating: to 85% RH, Non-condensing Storage: to 95% RH, Non-condensing

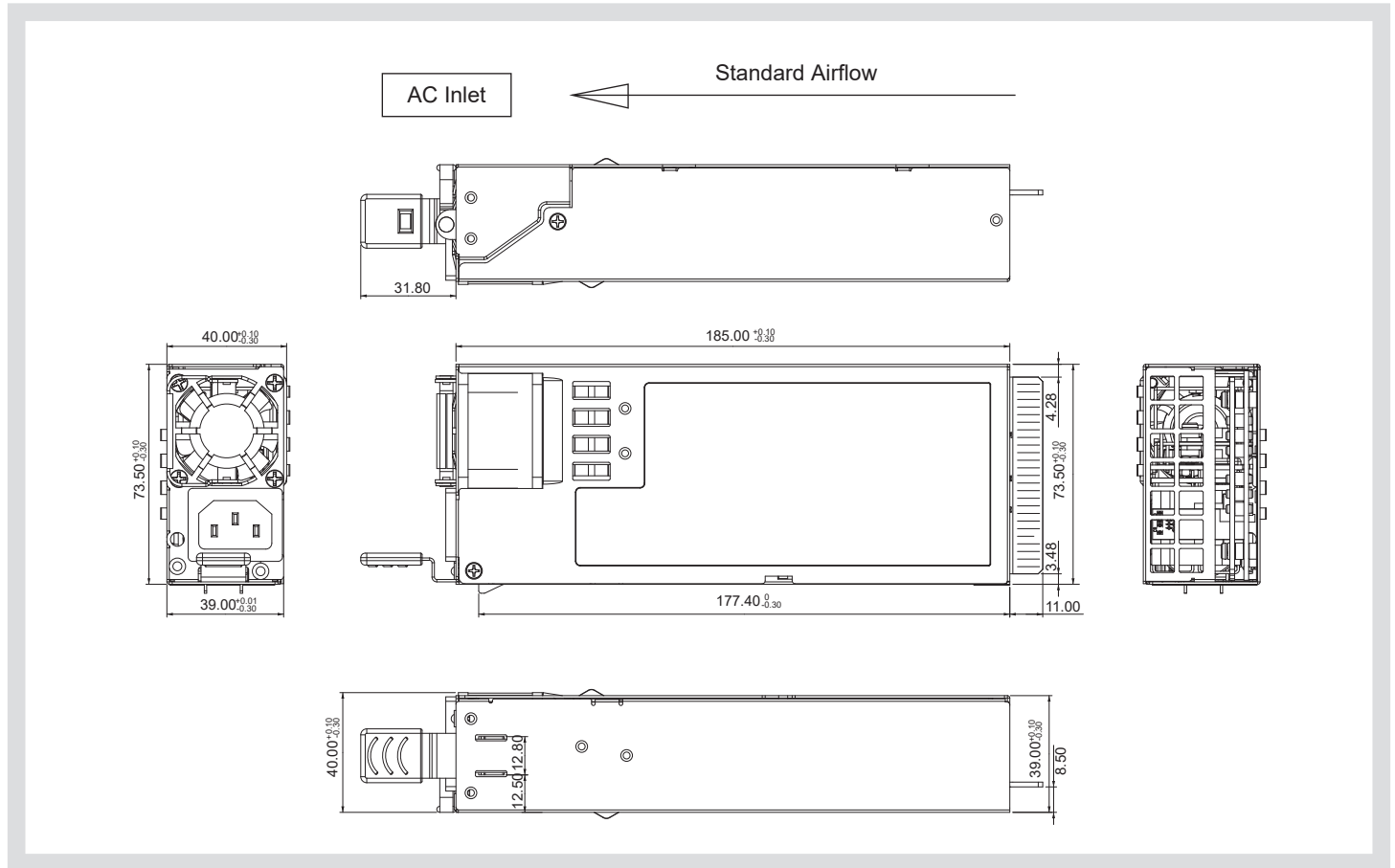
SAFTY AND COMPLIANCE

UL, cUL, CE, CCC, BSMI, CB, FCC class A, CISPR Class A, RoHS

CPR-1221-7M1



MECHANICAL DRAWING



CONNECTORS

AC Inlet	IEC 320 C-14, 10A / 250Vac
DC Output	Gold Finger
DC Output Mating	FCI 2x25 card edge connector 10035388-102LF or equivalent parts

OUTPUT CONNECTOR PIN ASSIGNMENTS

PIN#	Signal Name	PIN#	Signal Name	PIN#	Signal Name	PIN#	Signal Name	PIN#	Signal Name	PIN#	Signal Name
A1	GND	A10	+12V	A19	PMBus SDA	B1	GND	B10	+12V	B19	A0(SMBus address)
A2	GND	A11	+12V	A20	PMBus SCL	B2	GND	B11	+12V	B20	A1(SMBus address)
A3	GND	A12	+12V	A21	PSON	B3	GND	B12	+12V	B21	12V Standby
A4	GND	A13	+12V	A22	SMBAlert#	B4	GND	B13	+12V	B22	Wake Up Bus
A5	GND	A14	+12V	A23	Return Sense	B5	GND	B14	+12V	B23	12V load share bus (Vshare)
A6	GND	A15	+12V	A24	+12V Remote Sense	B6	GND	B15	+12V	B24	Present
A7	GND	A16	+12V	A25	PWOK	B7	GND	B16	+12V	B25	No Connect (reserved)
A8	GND	A17	+12V			B8	GND	B17	+12V		
A9	GND	A18	+12V			B9	GND	B18	+12V		



Compuware Technology Inc.

Tel: 886-2-8226-3936 Address: 5F., No. 232, Liancheng Rd., Zhonghe Dist., New Taipei City 235, Taiwan (R.O.C.)



www.compuware-us.com