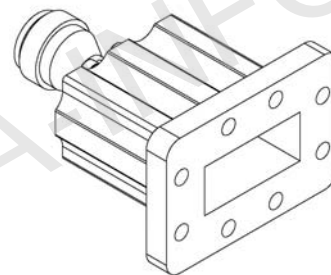
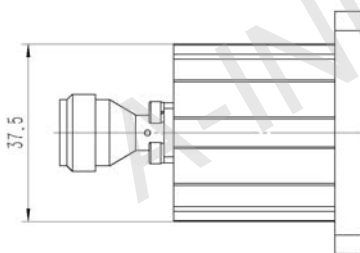
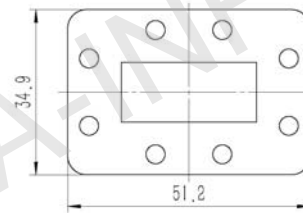
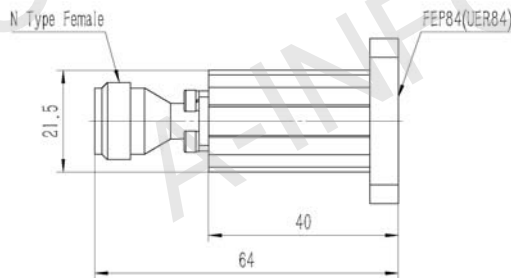


Technical Specification

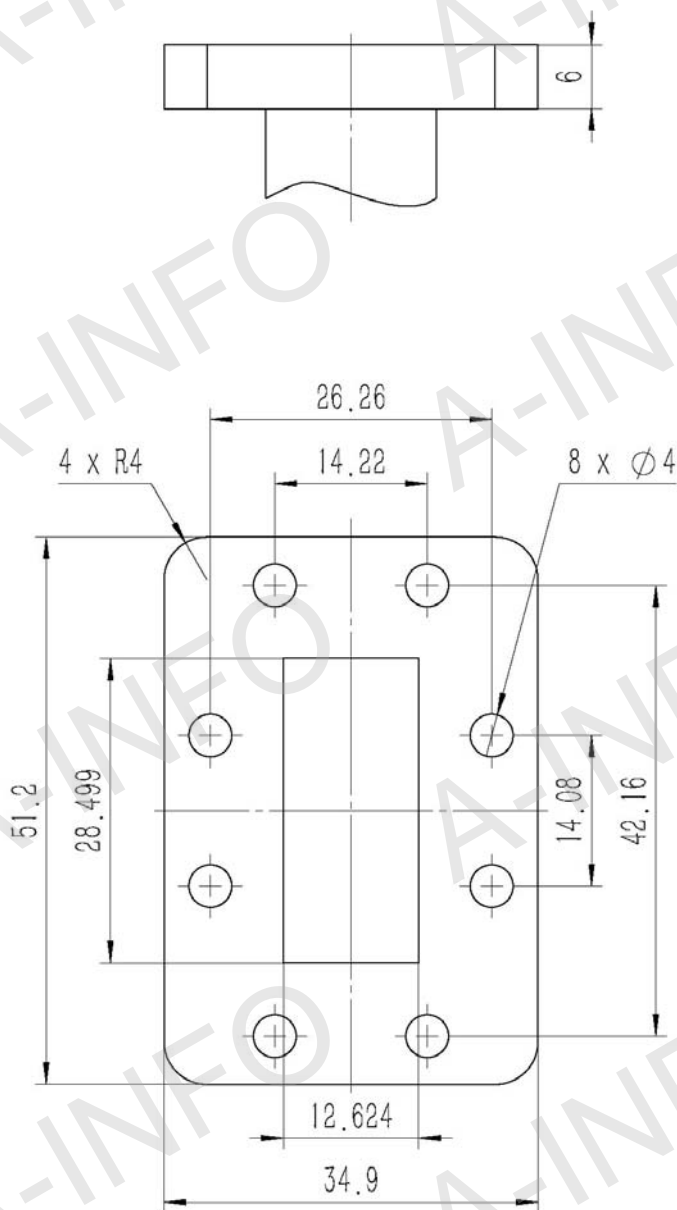


EIA WR	WR112
Frequency Range(GHz)	7.05 – 10.0
Insertion Loss(dB)	0.21 Max.
VSWR	1.25:1 Max.
Flange	FEP84(UE84)
Connector	N-Female
Average Power(W CW)	150 Max.
Peak Power(KW)	3
Material	Al
Size(mm)	64 x 51.2 x 34.9
Net Weight(Kg)	0.08 Around

Outline Drawing (Size: mm)



Flange Drawing (Size: mm)



FEP84

AINFO Inc.

Page 2 of 3

China(Beijing):
China(Chengdu):
USA :

Tel: (+86) 10-6266-7326,
Tel: (+86) 28-8519-2786,
Tel: (+1) 949-639-9688,

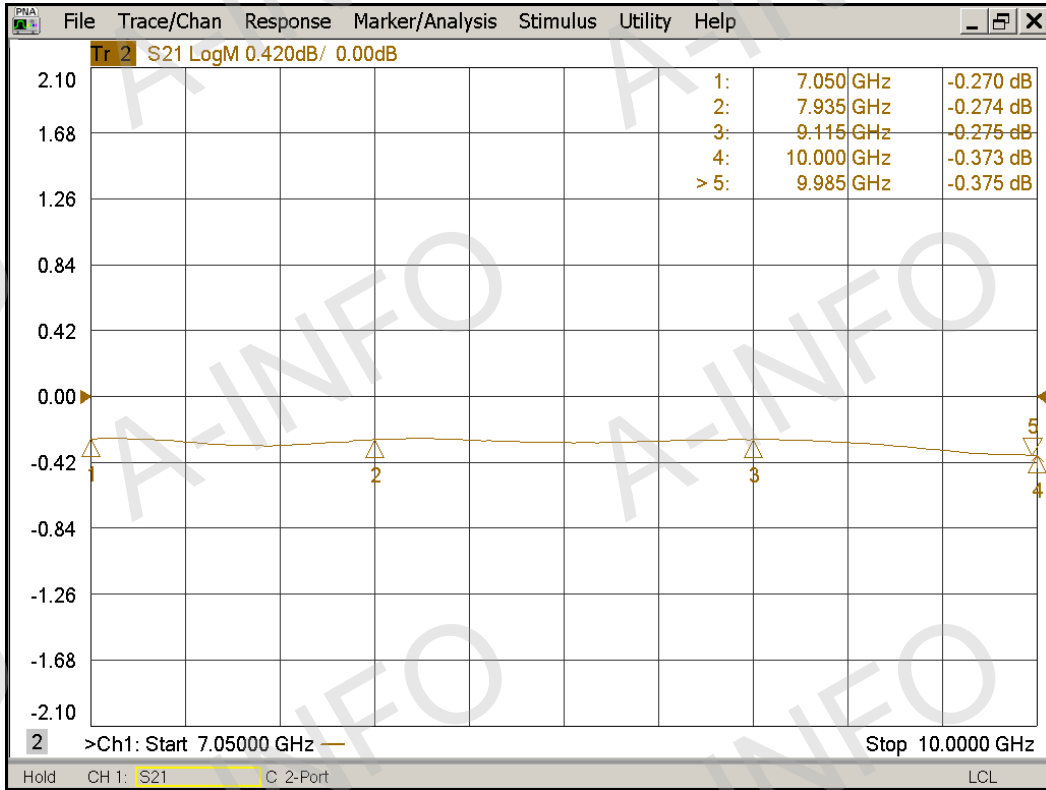
(+86) 10-6266-7327
(+86) 28-8519-3044
(+1) 949-639-9608

Fax: (+86) 10-6266-7379
Fax: (+86) 28-8519-3068
Fax: (+1) 949-639-9670

Website: www.ainfoinc.com
Email: sales@ainfoinc.com

Test results

I. L. (Test with two adapters back to back)



VSWR

