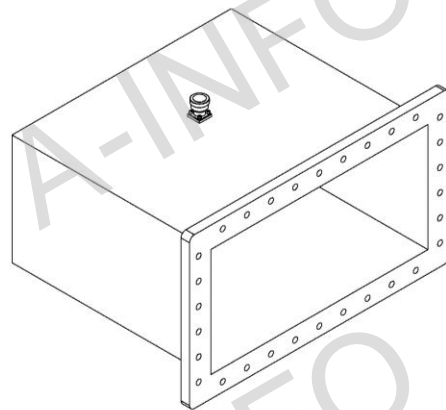
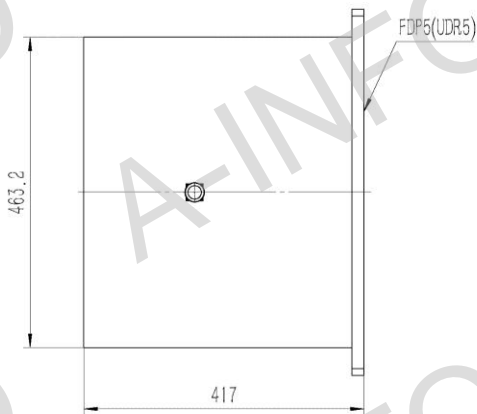
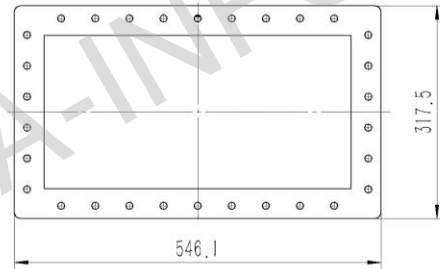
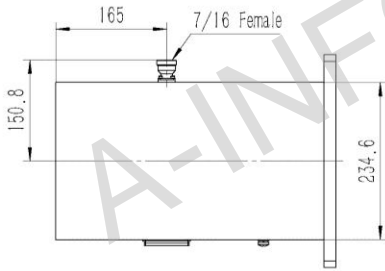


Technical Specification

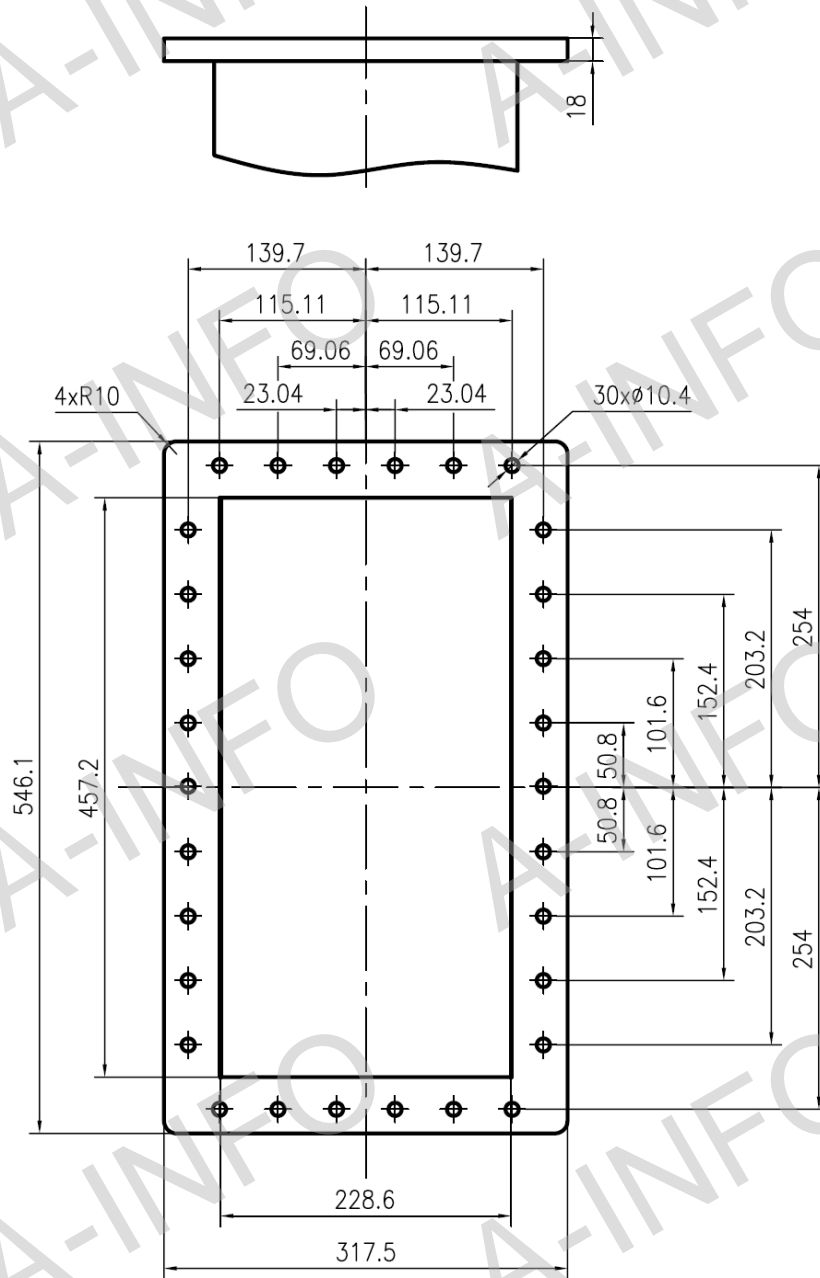


EIA WR	WR1800
Frequency Range(GHz)	0.41 – 0.62
Insertion Loss(dB)	0.12 Max.
VSWR	1.25:1 Max.
Flange	FDP5(UDR5)
Connector	7/16-Female
Average Power(W CW)	800 Max.
Peak Power(KW)	3
Material	Al
Size(mm)	417 x 546.1 x 317.5
Net Weight(Kg)	10.60 Around

Outline Drawing (Size: mm)



Flange Drawing (Size: mm)



FDP5

AINFO Inc.

Page 2 of 3

China(Beijing):
China(Chengdu):
USA :

Tel: (+86) 10-6266-7326,
Tel: (+86) 28-8519-2786,
Tel: (+1) 949-639-9688,

(+86) 10-6266-7327
(+86) 28-8519-3044
(+1) 949-639-9608

Fax: (+86) 10-6266-7379
Fax: (+86) 28-8519-3068
Fax: (+1) 949-639-9670

Website: www.ainfoinc.com
Email: sales@ainfoinc.com

Test Results

Insertion Loss (Test with two adapters back to back)

VSWR