
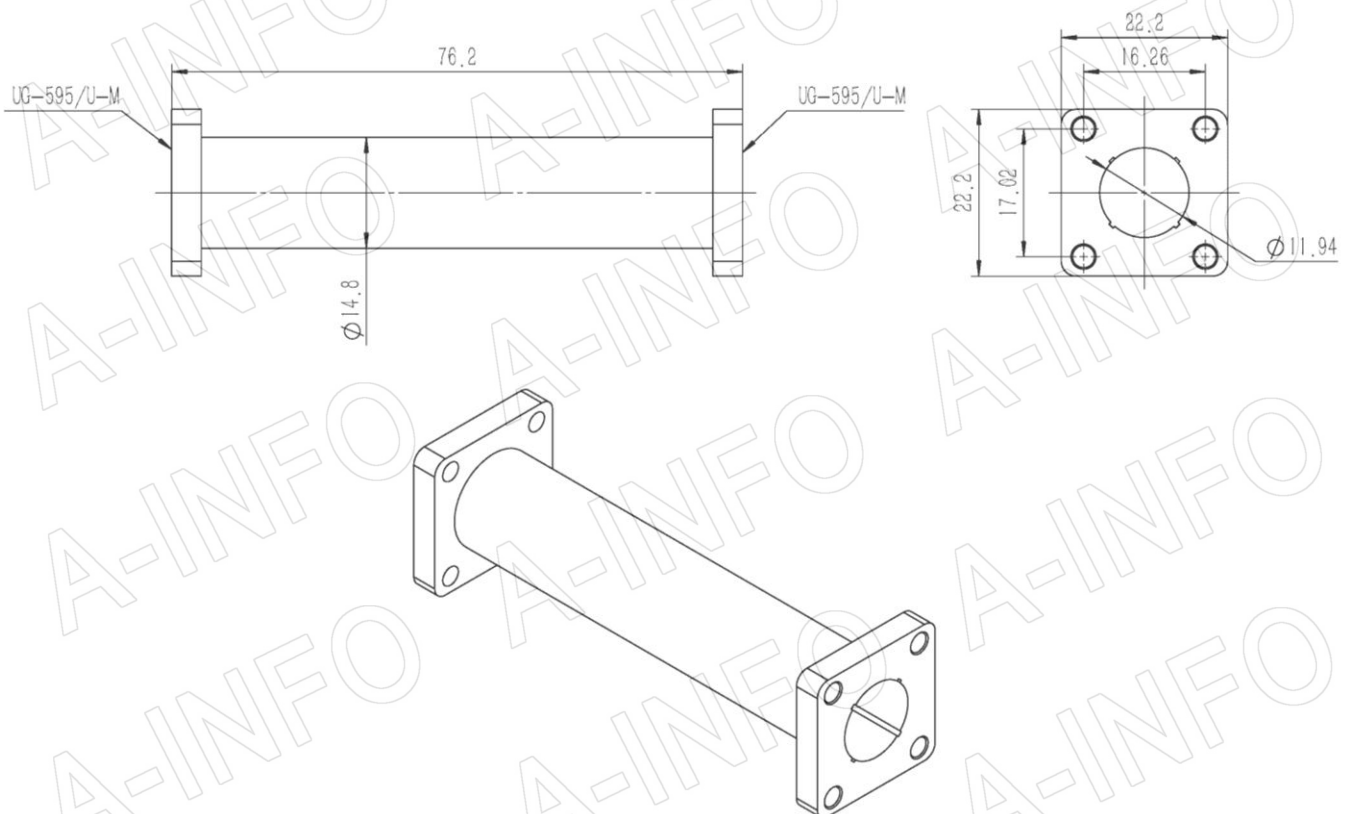


Technical Specification



Frequency Range(GHz)	18.0 – 26.5
Circular WG Dia.(mm)	11.94
Polarization	RHCP
Axial Ratio(dB)	1.5 Typ.
	3.0 Max.
VSWR	1.20:1 Max.
Flange	UG-595/U-M
Material	Cu
Size(mm)	76.2 x 22.2 x 22.2
Net Weight(Kg)	0.06 Around

Outline Drawing (Size: mm)



AINFO Inc.

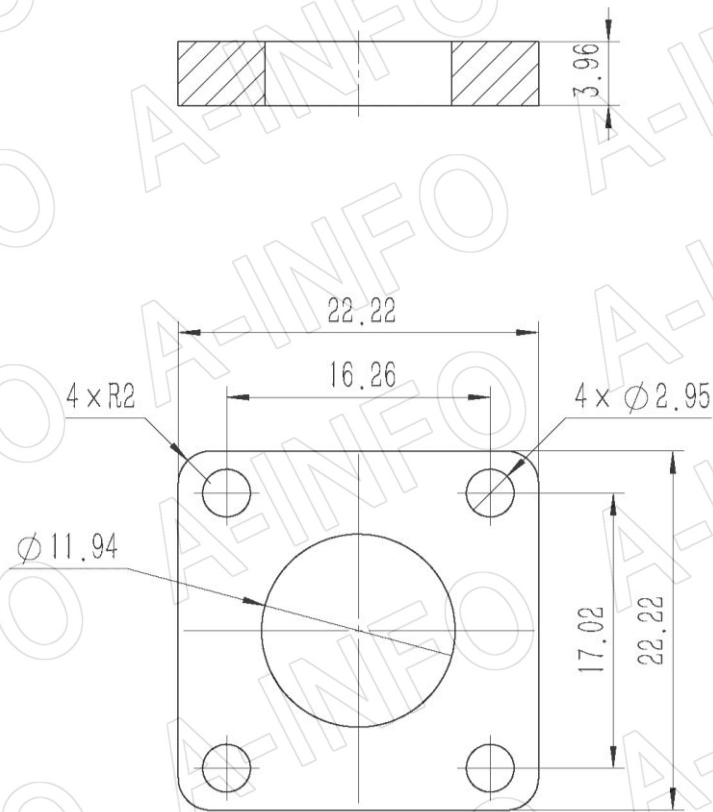
Page 1 of 3

China(Beijing): Tel: (+86) 10-6266-7326,
China(Chengdu): Tel: (+86) 28-8519-2786,
USA : Tel: (+1) 949-639-9688,

(+86) 10-6266-7327 Fax: (+86) 10-6266-7379
(+86) 28-8519-3044 Fax: (+86) 28-8519-3068
(+1) 949-639-9608 Fax: (+1) 949-639-9670

Website: www.ainfoinc.com
Email: sales@ainfoinc.com

Flange Outline Drawing (Size: mm)



UG-595/U-M

AINFO Inc.

Page 2 of 3

China(Beijing): Tel: (+86) 10-6266-7326,
China(Chengdu): Tel: (+86) 28-8519-2786,
USA: Tel: (+1) 949-639-9688,

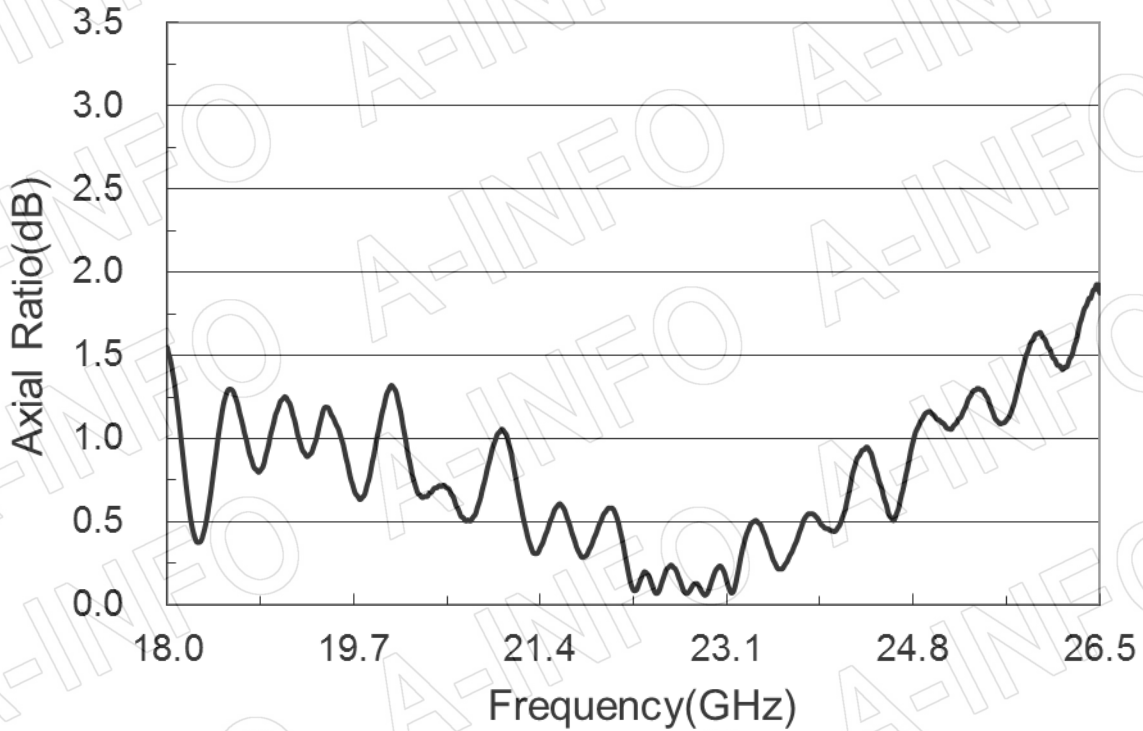
(+86) 10-6266-7327 Fax: (+86) 10-6266-7379
(+86) 28-8519-3044 Fax: (+86) 28-8519-3068
(+1) 949-639-9608 Fax: (+1) 949-639-9670

Website: www.ainfoinc.com
Email: sales@ainfoinc.com

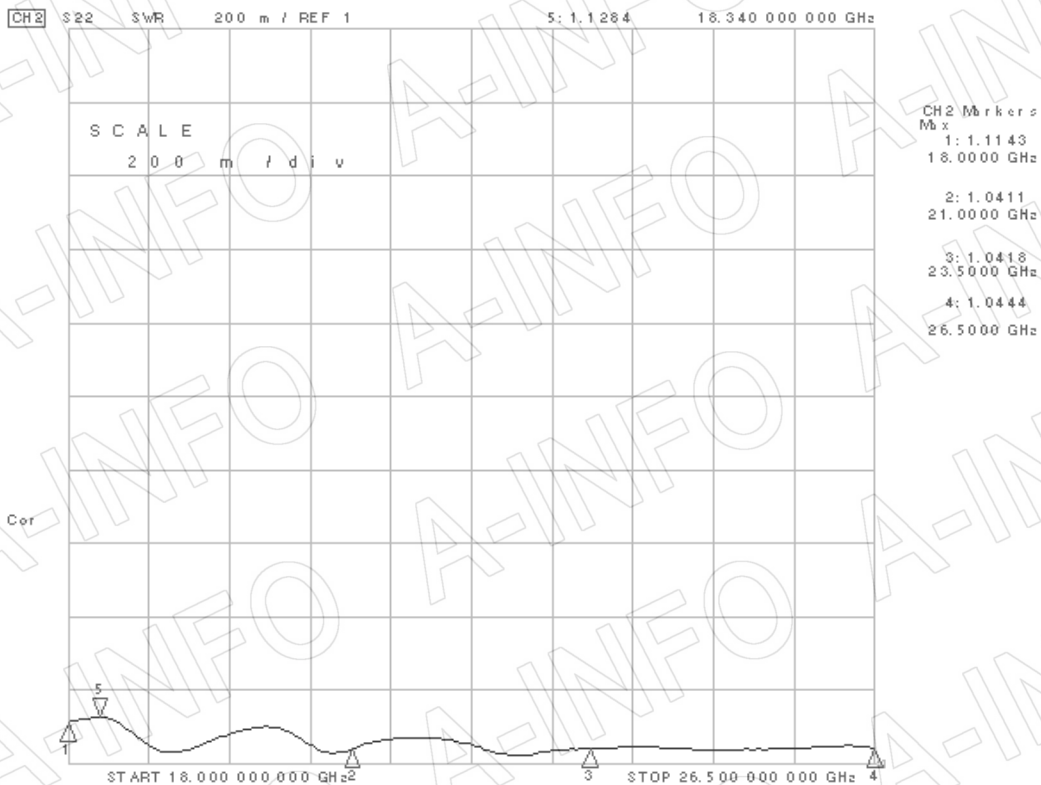
Test Results

Axial Ratio

Max: 1.956 dB



VSWR



AINFO Inc.

Page 3 of 3

China(Beijing):
China(Chengdu):
USA :

Tel: (+86) 10-6266-7326,
Tel: (+86) 28-8519-2786,
Tel: (+1) 949-639-9688,

(+86) 10-6266-7327
(+86) 28-8519-3044
(+1) 949-639-9608

Fax: (+86) 10-6266-7379
Fax: (+86) 28-8519-3068
Fax: (+1) 949-639-9670

Website: www.ainfoinc.com
Email: sales@ainfoinc.com