

Bridge Rectifiers

Features

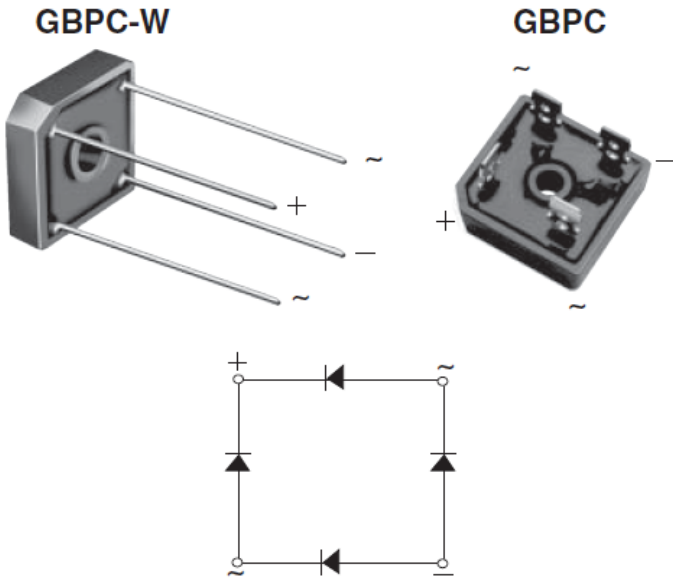
- Universal 3-way terminals: snap-on, wire wrap-around, or PCB mounting
- High surge current capability
- Low thermal resistance
- Solder dip 275 °C max. 7 s, per JESD 22-B106

Typical Applications

General purpose use in AC/DC bridge full wave rectification for power supply, home appliances, office equipment, industrial automation applications.

Mechanical Data

- **Package:** GBPC, GBPC-W
Molding compound meets UL 94 V-0 flammability rating, RoHS-compliant
- **Terminals:** Tin plated leads, solderable per J-STD-002 and JESD22-B102
Suffix letter "W" added to indicate wire leads(e.g. GBPC2510W).



■ Maximum Ratings ($T_a=25^\circ\text{C}$ Unless otherwise specified)

PARAMETER	SYMBOL	UNIT	GBPC25005	GBPC2501	GBPC2502	GBPC2504	GBPC2506	GBPC2508	GBPC2510
Device marking code			GBPC25005	GBPC2501	GBPC2502	GBPC2504	GBPC2506	GBPC2508	GBPC2510
Repetitive Peak Reverse Voltage	VRRM	V	50	100	200	400	600	800	1000
Average Rectified Output Current @60Hz sine wave, R-load, With heatsink, $T_c=55^\circ\text{C}$	I_O	A	25						
Surge(Non-repetitive)Forward Current @60HZ Half- sine Wave, 1 cycle, $T_a=25^\circ\text{C}$	IFSM	A	400						
Current Squared Time @1ms $\leq t \leq$ 8.3ms $T_j=25^\circ\text{C}$, Rating of per diode	i^2t	A ² S	660						
Storage Temperature	T_{stg}	$^\circ\text{C}$	-55 ~ +150						
Junction Temperature	T_j	$^\circ\text{C}$	-55 ~ +150						
Dielectric Strength, Terminals to case, AC 1 minute	V_{dis}	KV	2.5						
Mounting Torque	TOR	kg-cm	10						

■ Electrical Characteristics ($T_a=25^\circ\text{C}$ Unless otherwise specified)

PARAMETER	SYMBOL	UNIT	TEST CONDITIONS	GBPC25005	GBPC2501	GBPC2502	GBPC2504	GBPC2506	GBPC2508	GBPC2510
Maximum instantaneous forward voltage drop per diode	VFM	V	IFM=12.5A	1.1						
Maximum DC reverse current at rated DC blocking voltage per diode	I _{RRM}	μA	V _{RM} =VRRM	10						

■ Thermal Characteristics ($T_a=25^\circ\text{C}$ Unless otherwise specified)

PARAMETER	SYMBOL	UNIT	GBPC25005	GBPC2501	GBPC2502	GBPC2504	GBPC2506	GBPC2508	GBPC2510
Thermal Resistance Between junction and case, With heatsink	$R_{\theta J-C}$	$^\circ\text{C}/\text{W}$	1.9						



GBPC25005(W) THRU GBPC2510(W)

Ordering Information (Example)

PREFERRED P/N	PACKAGE CODE	UNIT WEIGHT(g)	MINIMUM PACKAGE(pcs)	INNER BOX QUANTITY(pcs)	OUTER CARTON QUANTITY(pcs)	DELIVERY MODE
GBPC25005~GBPC2510	A1	Approximate 13.8	50	50	500	Paper Box
GBPC25005W~GBPC2510W	A1	Approximate 13	50	50	500	Paper Box

Characteristics (Typical)

FIG1:Io-Tc Curve

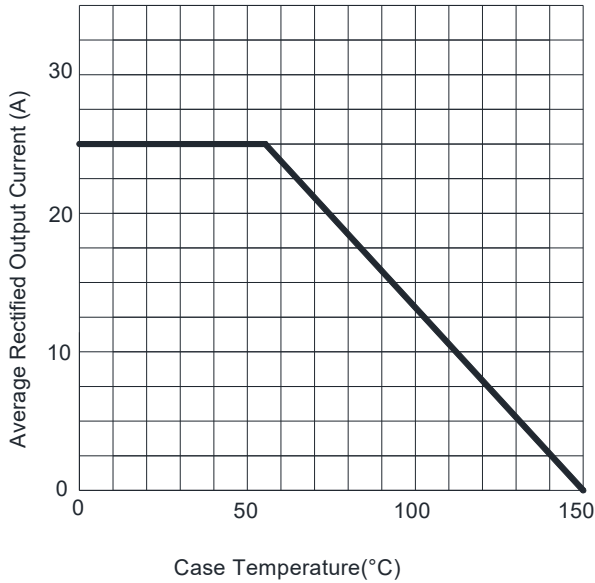


FIG2:Surge Forward Current Capability

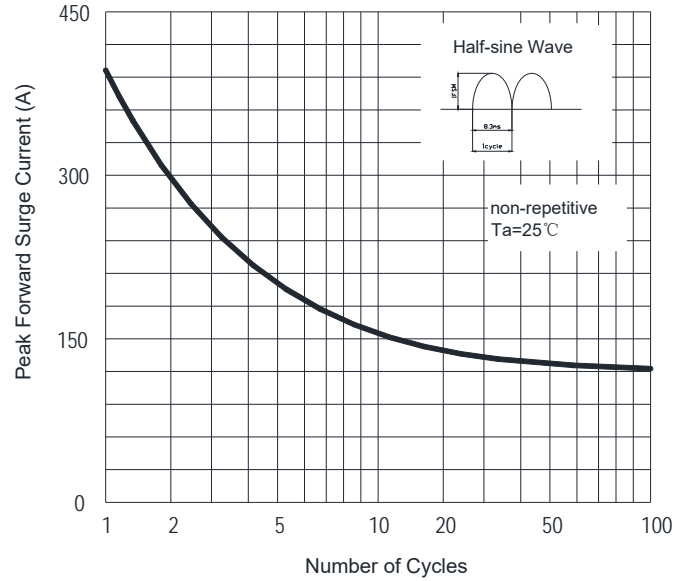


FIG3:Instantaneous Forward Voltage

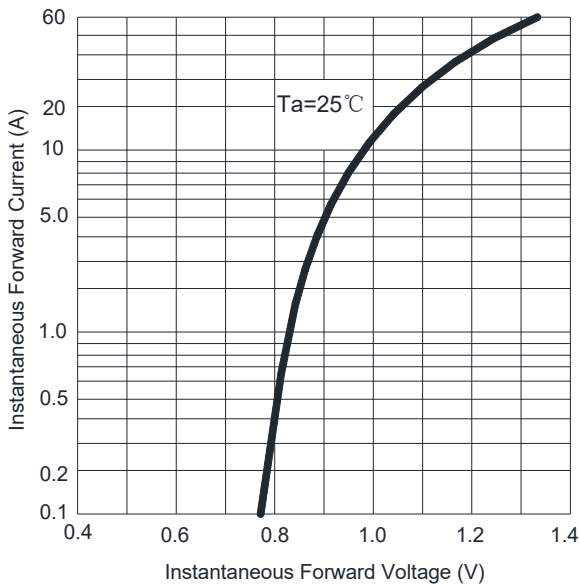
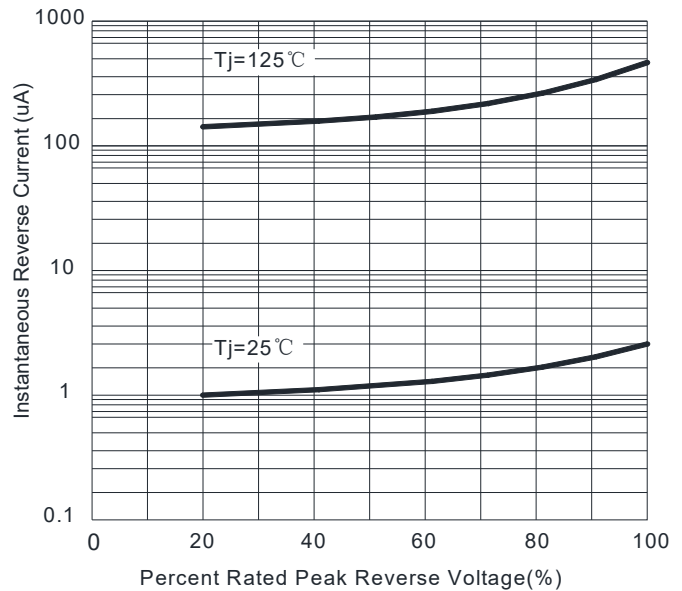


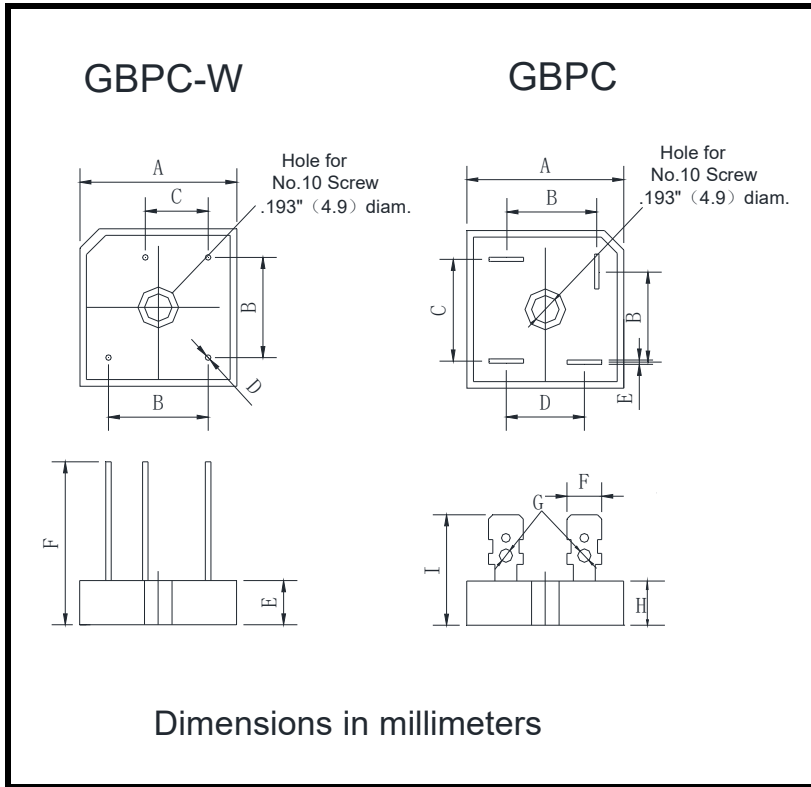
FIG4:Typical Reverse Characteristics





GBPC25005(W) THRU GBPC2510(W)

■ Outline Dimensions



GBPC-W		
Dim	Min	Max
A	28.2	28.8
B	17.1	19.1
C	10.4	12.4
D	0.95	1.05
E	7.6	8.2
F	30	

GBPC		
Dim	Min	Max
A	28.2	28.8
B	15.3	17.3
C	17.1	19.1
D	13.2	15.2
E	0.75	0.85
F	6.2	6.4
G	2.2	2.6
H	7.6	8.2
I	19	/



GBPC25005(W) THRU GBPC2510(W)

Disclaimer

The information presented in this document is for reference only. Yangzhou Yangjie Electronic Technology Co., Ltd. reserves the right to make changes without notice for the specification of the products displayed herein to improve reliability, function or design or otherwise.

The product listed herein is designed to be used with ordinary electronic equipment or devices, and not designed to be used with equipment or devices which require high level of reliability and the malfunction of which would directly endanger human life (such as medical instruments, transportation equipment, aerospace machinery, nuclear-reactor controllers, fuel controllers and other safety devices), Yangjie or anyone on its behalf, assumes no responsibility or liability for any damages resulting from such improper use of sale.

This publication supersedes & replaces all information previously supplied. For additional information, please visit our website [http:// www.21yangjie.com](http://www.21yangjie.com) , or consult your nearest Yangjie's sales office for further assistance.