

2J4884PGF

5GNR and GPS/GLONASS Adhesive Mount

Key Features

Cable 1: 5GNR

- 617-960 MHz
- 1427-2690 MHz
- 3300-5000 MHz
- 5150-5925 MHz

Cable 2: GPS/GLONASS/QZSS/Galileo

- 1575-1606 MHz

Adhesive Mount

Ground Plane Independent

Customizable Cable and Connector

Dimensions 83 × 35 × 13.3 mm

Certificates: IP67, IP69



1. Antenna and electrical specifications

Cable 1

Parameters	5GNR Antenna			
Technologies	5G, 4G, 3G and 2G			
Standards	5GNR/4GLTE/FirstNet/CBRS/LPWA/CAT-X/CAT-Mx/CAT-NBx/NB-IoT/3G/2G			
Frequency (MHz)	617-960	1427-2690	3300-5000	5150-5925
Band (MHz)	600, 700, 850, 900	1500, 1600, 1700, 1800, 1900, 2000, 2100, 2300, 2500, 2600	3300, 3500, 3600, 3700, 4500	5200, 5500, 5800
5GNR Bands	n5, n8, 12, n20, n28, n71, n81, n82, n83,	n1, n2, n3, n7, n25, n34, n38, n39, n40, n41, n50, n51, n66, n70, n74, n75, n76, n80, n84, n86	n77, n78, n79	
4GLTE Bands	B5, B6, B8, B12, B13, B14, B17, B18, B19, B20, B26, B27, B28, B29, B44, B67, B68, B71, B85	B1, B2, B3, B4, B7, B9, B10, B11, B21, B23, B24, B25, B30, B32, B33, B34, B35, B36, B37, B38, B39, B40, B41, B45, B50, B51, B65, B66, B69, B70, B74, B75, B76	B22, B42, B43, B48, B49, B52	B46, B47, B252, B255
3GCELL Bands	B5, B6, B8, B12, B13, B14, B19, B20, B26	B1, B2, B3, B4, B7, B9, B10, B11, B21, B25, B32, B33, B34, B35, B36, B37, B38, B39, B40	B22	
2GCELL Bands	710, 750, 810T, 850, 900P, 900E, 900R	1800DCS, 1900PCS		
CDMACELL Bands	BC0, BC2, BC3, BC7, BC9, BC10, BC12, BC18, BC19	BC1, BC4, BC6, BC8, BC13, BC14, BC15, BC16, BC20, BC21		
Return Loss (dB)	~-12.4	~-14.0	~-13.0	~-16.2
VSWR	~2.1:1	~1.6:1	~1.7:1	~1.5:1
Efficiency (%)	~52.0	~44.7	~30.7	~27.0
Peak Gain (dBi)	~3.3	~2.0	~0.5	~0.6
Average Gain (dB)	~-2.9	~-3.6	~-5.2	~-5.7
Impedance (Ohm)	50			
Polarisation	Linear			
Radiation Pattern	Omni-Directional			
Max. Input Power (W)	25			
Connector Type	SMA-Male Standard (Other Connectors Available)			
Cable Length	300 cm Standard (Any Cable Length Available)			
Cable Type	LL100 Standard (Other Cables Available)			

Antenna Measurement Conditions:

Mounted on 30 x 30 x 0.25 cm ABS Plate

100 cm of Cable LL100

Measured in Certified CTIA 3D Anechoic Chamber

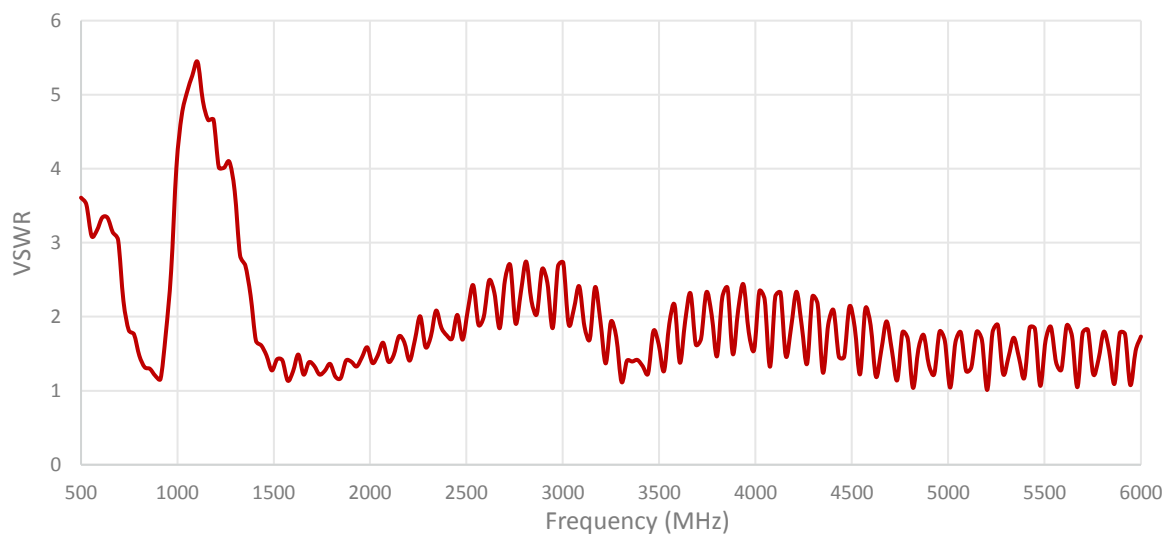
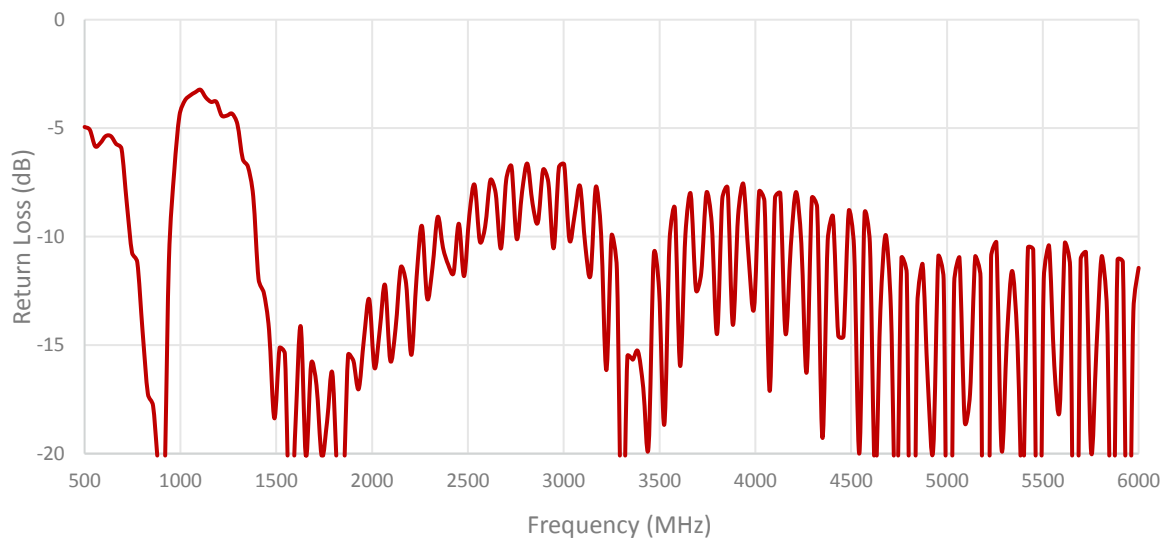
Cable 2

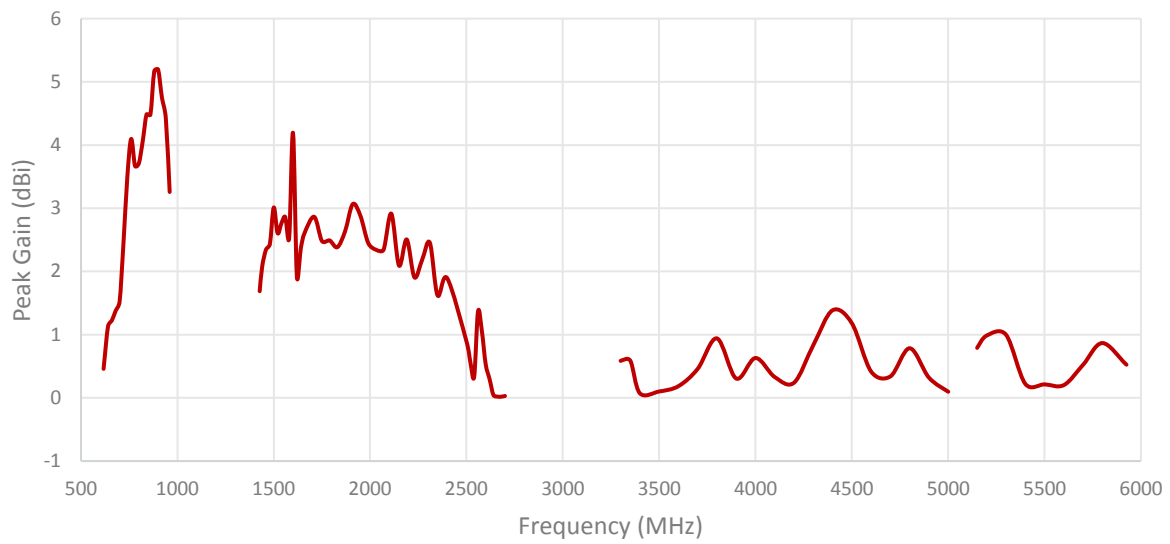
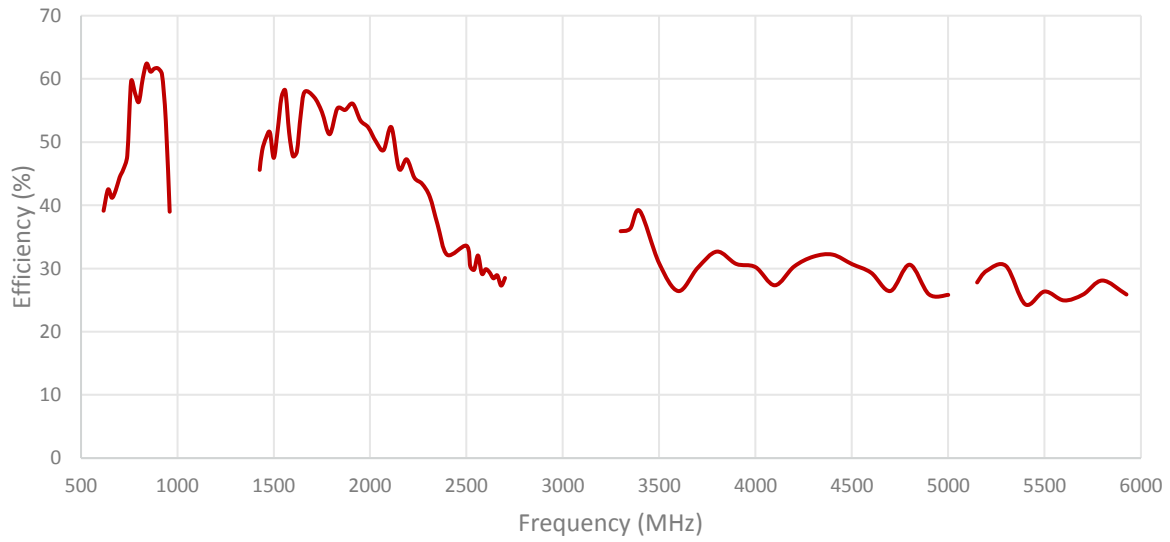
Parameters	GPS/GLONASS Antenna	
	GPS/QZSS/Galileo	GLONASS
Standard	1575	1602
Band (MHz)	1575.42	1598-1606
Frequency(MHz)	25 x 25 x 4	
Patch Size (mm)	<=-15 dB	
Return Loss (dB)	<=1.4:1 dB	
VSWR	50	
Impedance	Hemispherical	
Radiation Pattern	RHCP	
Polarization	pre-filter	
Saw Filter	28 @ 2.7 V	
Active Gain (dB)	1.5 Typ	
Noise Figure (dB)	1.5 – 3.6	
Voltage (V)	9 Typ	
Current (mA)	24.3 Typ	
Power Consumption (mW)	2kV	
ESD Protection	SMA-Male Standard (Other Connectors Available)	
Connector Type	300 cm Standard (Any Cable Length Available)	
Cable Length	LL100 Standard (Other Cables Available)	
Cable Type		

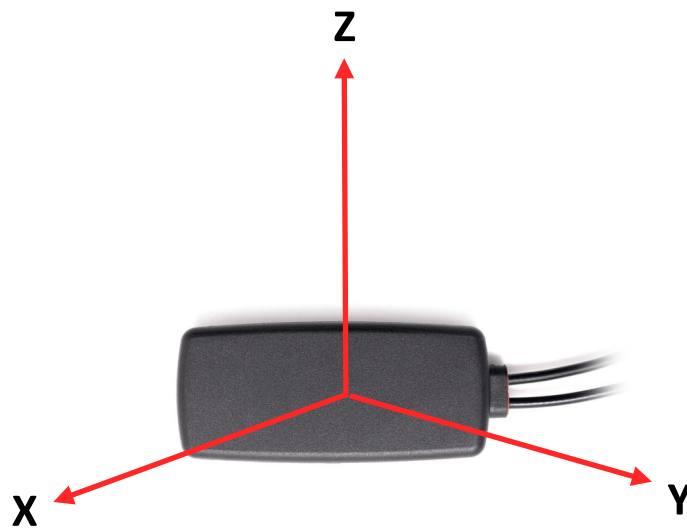
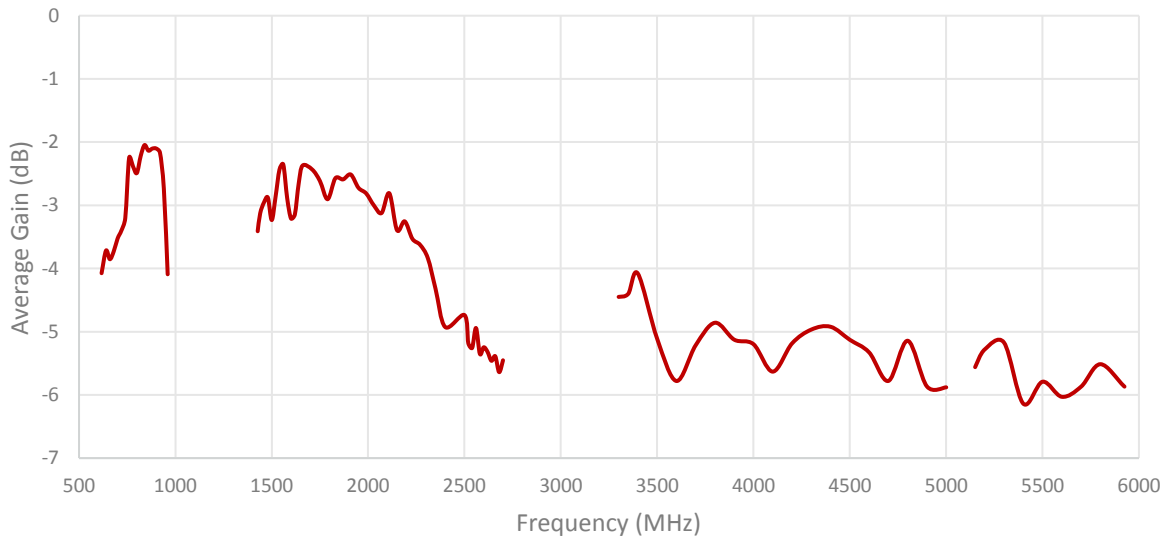
2. Mechanical and environmental specifications

Specifications	2J4884PGF
Mounting Type	Adhesive Mount
Dimensions (mm)	83 × 35 × 13.3
Radome	ABS UV Stable
Radome color	Black
Operating Temperature (C)	-40 to +85
Storage Temperature (C)	-40 to +85
Substance Compliance	RoHS
Certificates	IP67, IP69

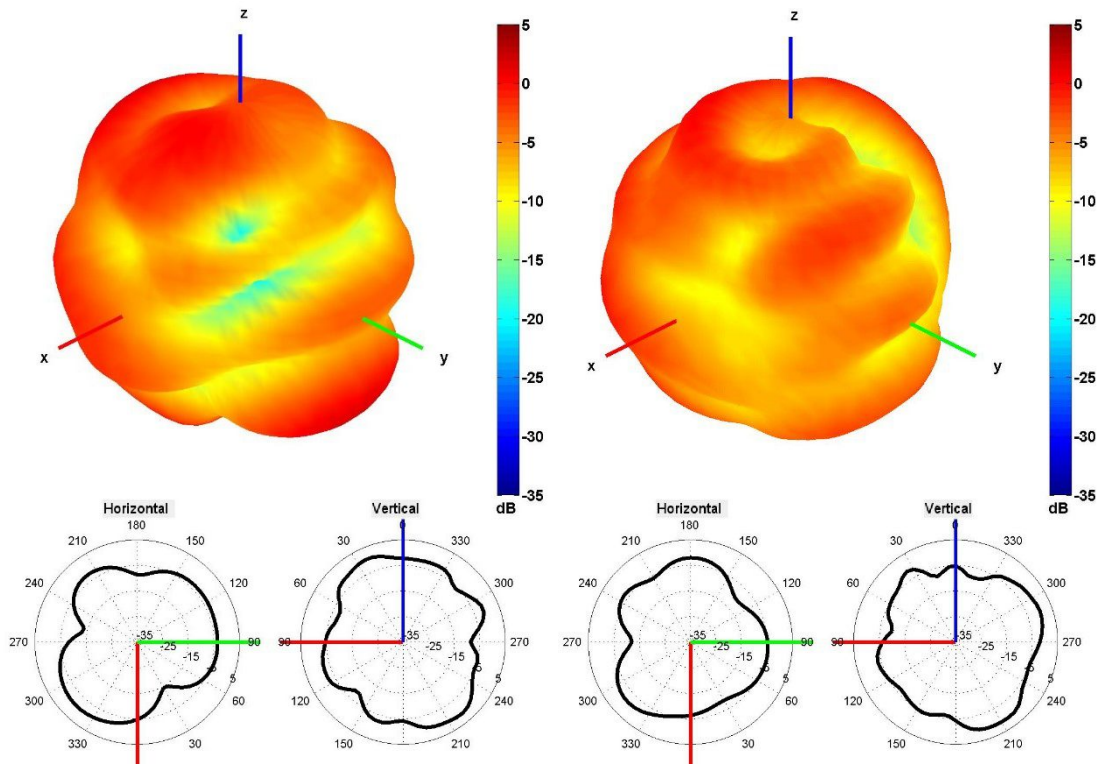
3. Antenna parameters



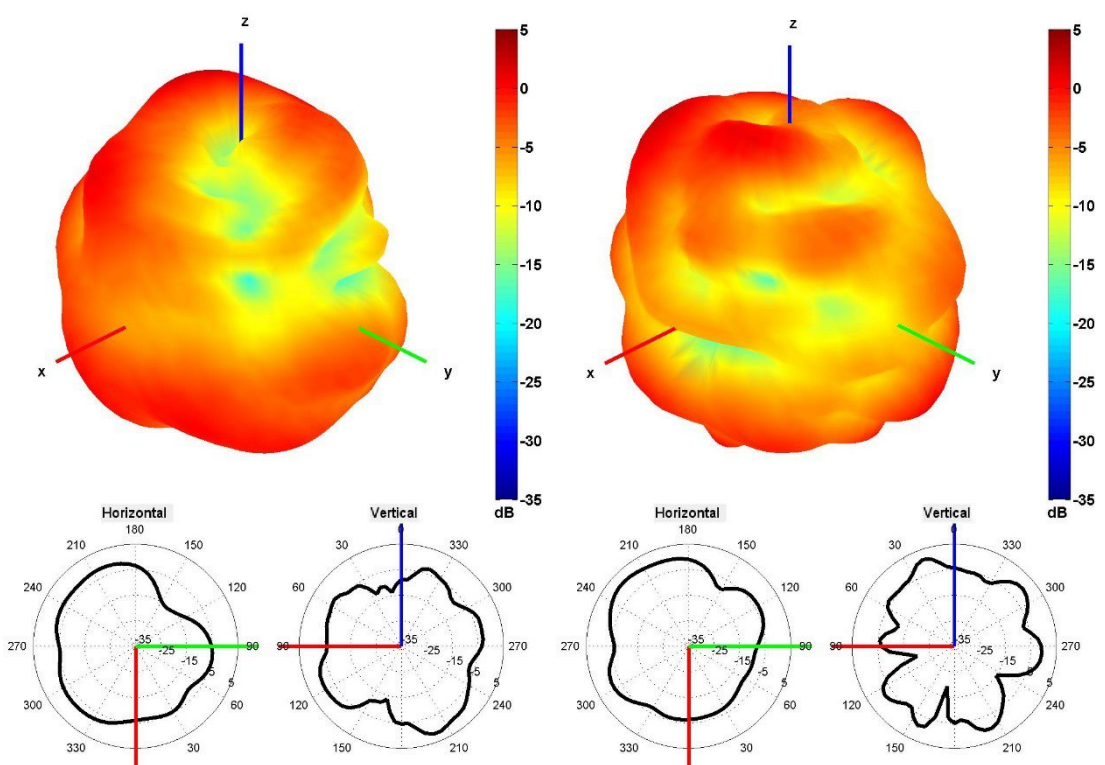




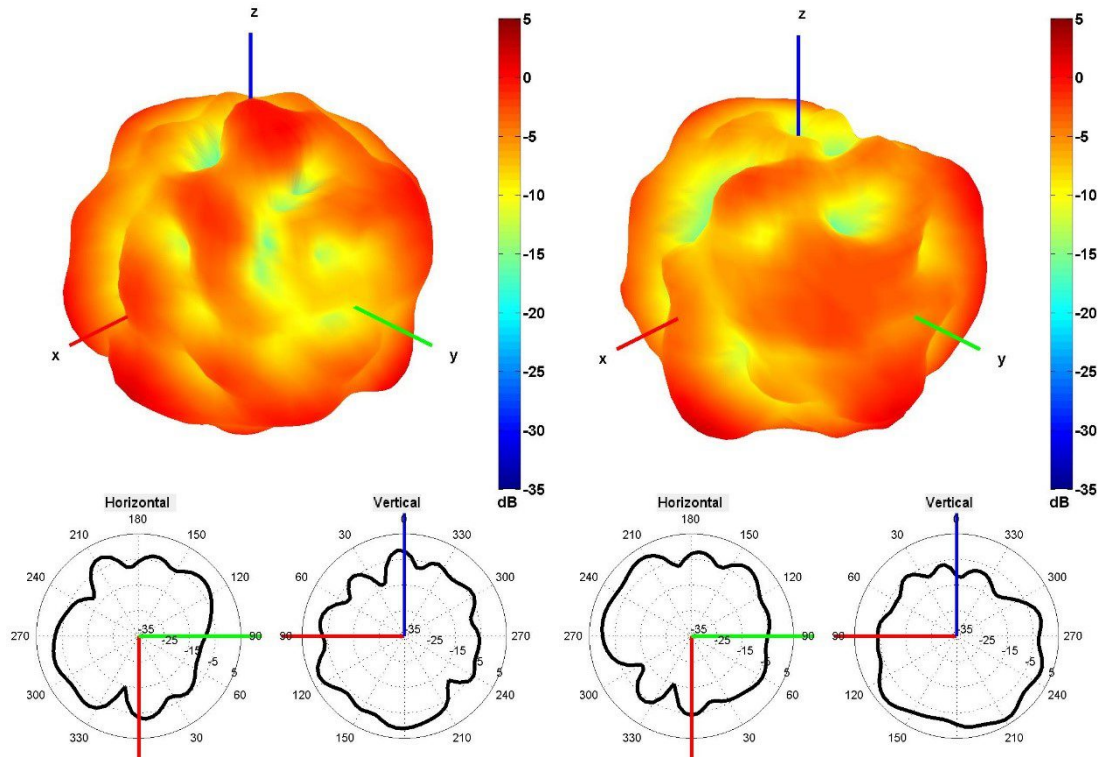
Radiation pattern reference



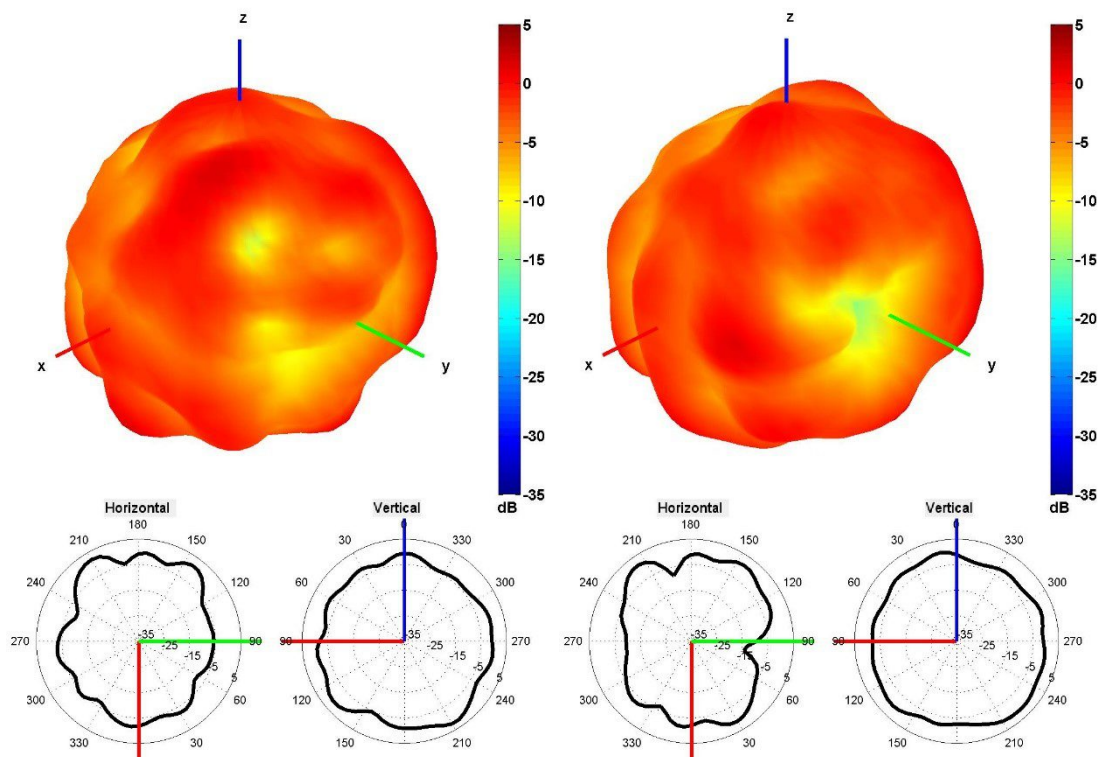
650 and 750 MHz Radiation pattern



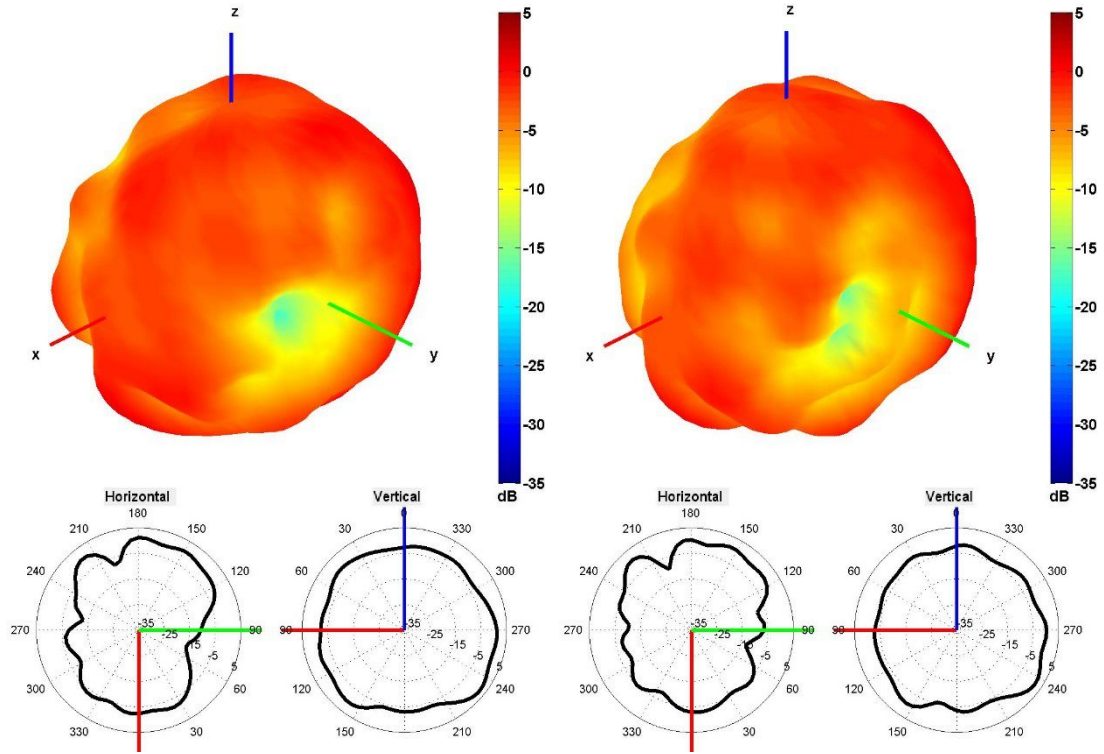
850 and 940 MHz Radiation pattern



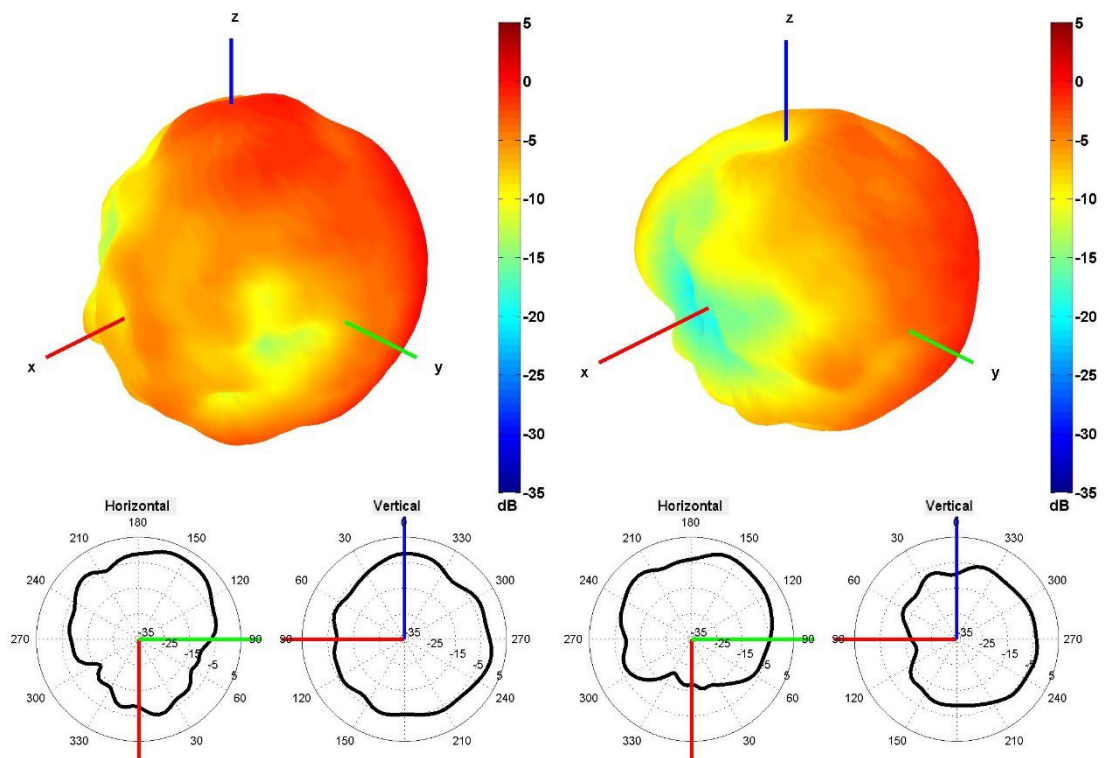
1500 and 1600 MHz Radiation pattern



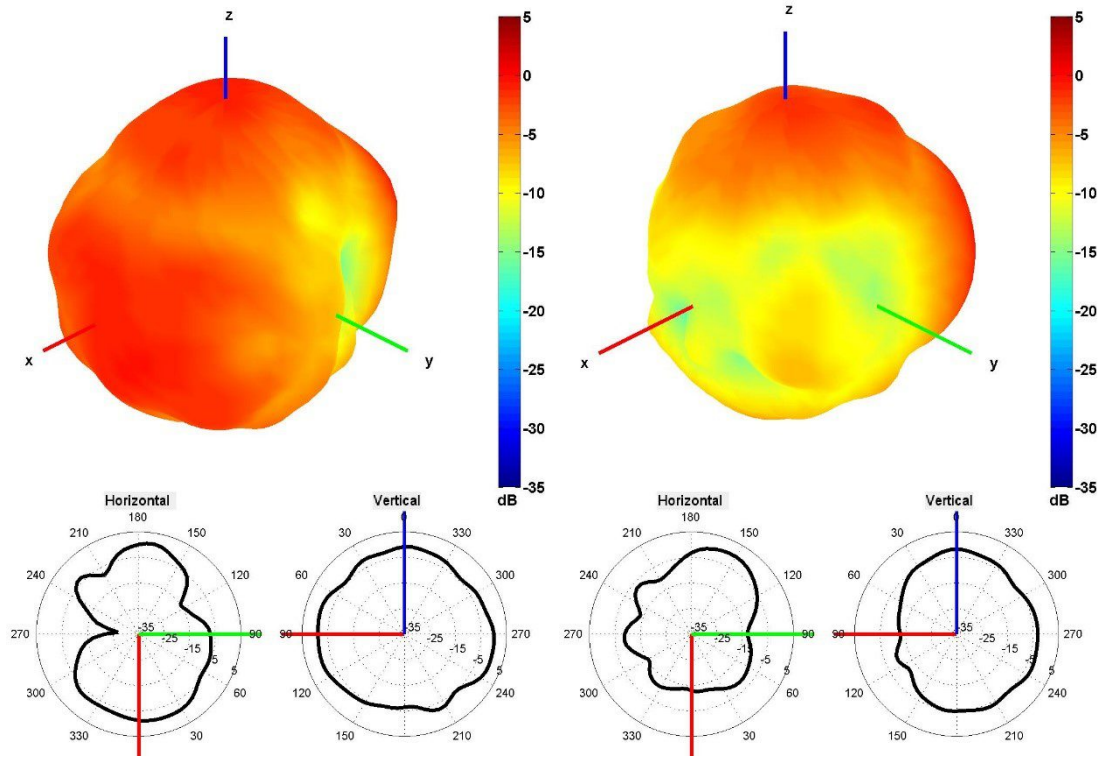
1750 and 1850 MHz Radiation pattern



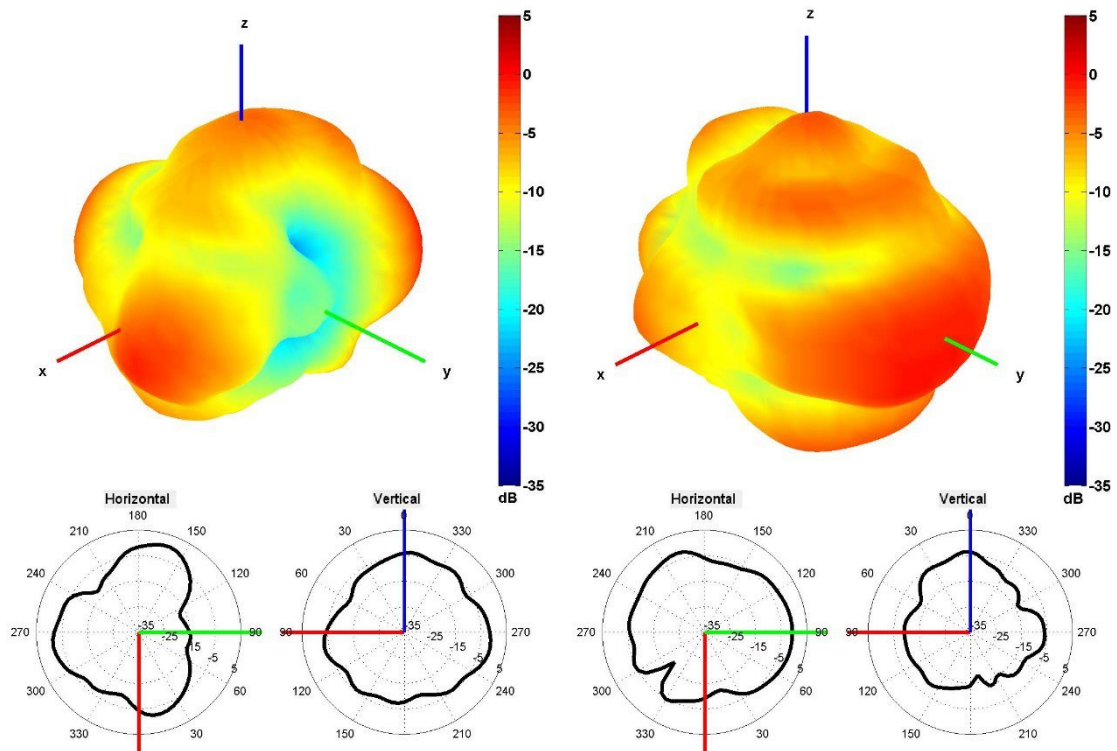
1950 and 2100 MHz Radiation pattern



2350 and 2600 MHz Radiation pattern

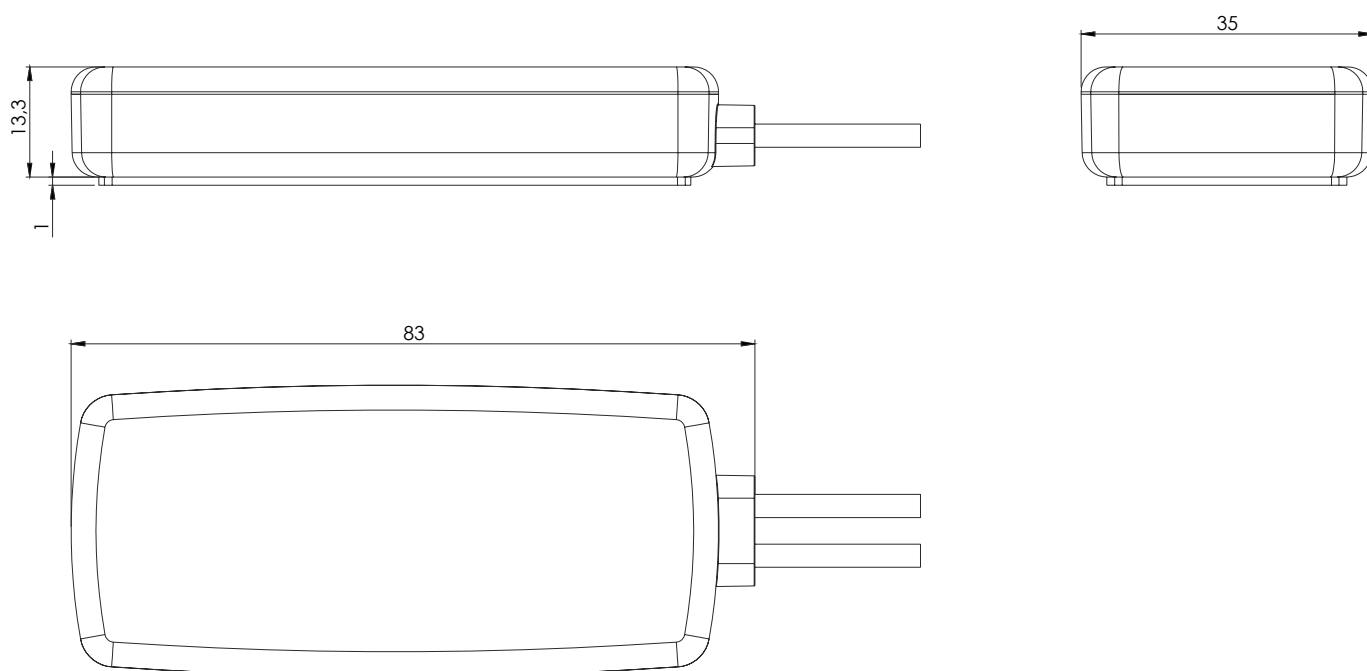


3350 and 3600 MHz Radiation pattern




4500 and 5500 MHz Radiation pattern

4. Antenna drawings



5. Antenna Images





Макро Групп – это:

- дистрибьютор электронных компонентов с 1994 года
- контрактный производитель электроники с 2007 года с собственным производством в Санкт-Петербурге (компания Макро EMC, входит в ГК Макро Групп)
- поставщик полупроводниковых материалов
- комплексный поставщик электронных компонентов
- моделирование и производство полупроводниковых эпитаксиальных гетероструктур для задач оптоэлектроники

Головной офис расположен в Санкт-Петербурге. Собственные представительства в крупных промышленных городах России и стран СНГ.

Преимущества для наших заказчиков:

- работа по тендерам с 2012 года
- оформление банковских гарантий
- отсрочки платежей
- поставка электронных компонентов по проектным ценам
- инженерная поддержка проектов заказчиков
- сертификат системы менеджмента качества ISO 9001-2015
- необходимые сертификаты и лицензии

Данный файл получен с сайта www.macrogroup.ru