

2J4A50PCFa

2 × 4G LTE/3G/2G MIMO, 2 × 2.4/5.0 GHz ISM MIMO and GNSS
Adhesive Mount

Key Features

Cable 1 and 2: 4G LTE/3G/2G

- 698-960 MHz
- 1710-2170 MHz
- 2500-2700 MHz

Cable 3 and 4: 2.4/5.0 GHz ISM

- 2410-2490 MHz
- 4920-5925 MHz

Cable 5: GPS/GLONASS/BeiDou/QZSS/Galileo

- 1561-1606 MHz

Adhesive Mount

High Performance

Ground Plane Independent

Customizable Cable and Connector

Dimensions: 61.8 x 155.6 x 17.0 mm

Certificates: IP67, IP69, CE, Vibration



1. Antenna Description

2J4A50PCFa “The Condor Series”

A stellar performance in a compact system

With a size reduction of up to 50% in comparison with other antennas in the market and the highest performance for a 5-in-1 antenna solution, single package the Condor 2J4A50PCFa antenna is the most competitive solution on the market. Users can opt for other configurations in the same enclosure such as 2-in-1, 3-in-1 or 4-in-1 antenna as per their needs, please check our website or contact our sales team for questions and details.

If you are looking for an antenna that is sleek in design and makes no compromises on efficiency and performance, then 2J4A50PCFa is the best option. Engineered according to the latest technological advancements, this antenna provides LTE-MIMO (2x), 2.4/5.0GHz-MIMO (2x) and GNSS (1x) applications delivering very high-efficiency uninterrupted data transfers at maximum speed, achieved by the low Envelope Correlation Coefficient at the LTE-MIMO and WiFi-MIMO Antennas.

Worldwide solution

The key feature here is that 2J4A50PCFa is compatible with all LTE, 4G, 3G or 2G network ecosystems. With countless applications and customer-centric benefits, high-precision, low noise and low power consumption GNSS active ceramic antenna stands out among its competition, compatible for GPS, Glonass, BeiDou, Galileo and QZSS geolocation technologies. Dual high gain WiFi antennas are included in the package for all channels and standards in the 2.4 and 5.0GHz bands.

Typical applications

- Infotainment systems
- WiFi hotspot
- HD video transmission
- Dash cameras
- Connected cars
- Self-driving cars
- Fleet management
- Gateways
- Routers
- Public transportation
- Logistics
- And others

Compatibility Standards

LTE Cables

- CAT 1 2 3 4 5 6 7 8 9 10 11 12
- NB-IoT, LTE-NB1, CAT-M1, CAT-M2WCDMA, UMTS, HSPA,
- EDGE GRPS, GSM, CDMA

2.4/5.0 Cables

- WiFi, Bluetooth, BLE, ISM
- DSRC, V2V, V2X
- Sigfox, LoRa, ZigBee, RPMA, LPWAN

GPS/GLO/BEI Cable

- GPS, GLONASS, BeiDou
- Galileo, QZSS, L1, E1, B1

Installation and Durability

The 2J4A50PCFa can be easily installed or hidden in any part of your environment and application; on the top or bottom surfaces including windshields, dash, plastic, etc., as it comes equipped with a separate double adhesive pad that secures it safely. This product includes a low loss double shielded cable with fully customized length and connector that provides maximum antenna performance and reliability, avoiding drop connections, higher speed data, higher gain, etc. 5-in-1 feature allows for a quick handling in places where other solutions fail to implement and eliminates the need for the extensive labor involved in the installation of the product, saving time and resources.

Not only does this technology assure smooth performance, but it also comes bearing safety guarantee. With IP67 and IP69K ingress rating, our product provides maximum protection against dust and water and allows high pressure and steam cleaning. Passing drop test and vibration provides extra robustness ensuring longevity of the product, making it a cost-effective solution. Certificates for independent lab test are available under NDA.

The UV coating allows maximum protection against extensive outdoor use in extreme environments and temperatures.

2. Antenna and electrical specifications

Cable 1

Parameters	4G LTE/3G/2G Antenna		
Standards	2G, 3G, 4G LTE, Cat-X, Cat-M, Cat-NB (NB-IoT)		
Band (MHz)	700/850/900	1700/1800/1900/2100	2600
Frequency (MHz)	698-960	1710-2170	2500-2700
Return Loss (dB)	~-11.7	~-18.0	~-9.7
VSWR	~1.8:1	~1.3:1	~2.0:1
Efficiency (%)	~49.6	~52.6	~39.1
Peak Gain (dBi)	~2.0	~2.7	~2.0
Average Gain (dB)	~-3.1	~-2.8	~-4.1
Impedance (Ohm)	50		
Polarisation	Linear		
Radiation Pattern	Omni-Directional		
Max. Input Power (W)	25		
Connector Type	SMA-Male Standard (Other Connectors Available)		
Cable Length	300 cm Standard (Any Cable Length Available)		
Cable Type	LMR195 (Other Cables Available)		

Cable 2

Parameters	4G LTE/3G/2G Antenna		
Standards	2G, 3G, 4G LTE, Cat-X, Cat-M, Cat-NB (NB-IoT)		
Band (MHz)	700/850/900	1700/1800/1900/2100	2600
Frequency (MHz)	698-960	1710-2170	2500-2700
Return Loss (dB)	~-11.1	~-14.5	~-18.5
VSWR	~2.0:1	~1.5:1	~1.3:1
Efficiency (%)	~47.4	~50.4	~41.2
Peak Gain (dBi)	~1.7	~4.0	~3.1
Average Gain (dB)	~-3.2	~-3.0	~-3.9
Impedance (Ohm)	50		
Polarisation	Linear		
Radiation Pattern	Omni-Directional		
Max. Input Power (W)	25		
Connector Type	SMA-Male Standard (Other Connectors Available)		
Cable Length	300 cm Standard (Any Cable Length Available)		
Cable Type	LMR195 (Other Cables Available)		

Antenna Measurement Conditions:

Mounted on Plastic Plate of 30 x 30 cm

200 cm of Cable LMR195

Measured in Certified CTIA 3D Anechoic Chamber

Cable 3

Parameters	2.4/5.0 GHz ISM Antenna	
Standards	WiFi, BT, ZigBee, ISM	
Band (MHz)	2.4 GHz	5.0 GHz
Frequency (MHz)	2410-2490	4920-5925
Return Loss (dB)	~-24.0	~-14.0
VSWR	~1.1:1	~1.6:1
Efficiency (%)	~45.3	~40.2
Peak Gain (dBi)	~3.0	~3.5
Average Gain (dB)	~-3.4	~-4.0
Impedance (Ohm)	50	
Polarisation	Linear	
Radiation Pattern	Omni-Directional	
Max. Input Power (W)	25	
Connector Type	RP-SMA-Male Standard (Other Connectors Available)	
Cable Length	300 cm Standard (Any Cable Length Available)	
Cable Type	LMR195 Standard (Other Cables Available)	

Cable 4

Parameters	2.4/5.0 GHz ISM Antenna	
Standards	WiFi, BT, ZigBee, ISM	
Band (MHz)	2.4 GHz	5.0 GHz
Frequency (MHz)	2410-2490	4920-5925
Return Loss (dB)	~-22.2	~-14.6
VSWR	~1.2:1	~1.5:1
Efficiency (%)	~46.6	~44.5
Peak Gain (dBi)	~3.7	~3.6
Average Gain (dB)	~-3.3	~-3.5
Impedance (Ohm)	50	
Polarisation	Linear	
Radiation Pattern	Omni-Directional	
Max. Input Power (W)	25	
Connector Type	RP-SMA-Male Standard (Other Connectors Available)	
Cable Length	300 cm Standard (Any Cable Length Available)	
Cable Type	LMR195 Standard (Other Cables Available)	

Antenna Measurement Conditions:

Mounted on Plastic Plate of 30 x 30 cm

200 cm of Cable LMR195

Measured in Certified CTIA 3D Anechoic Chamber

Cable 5

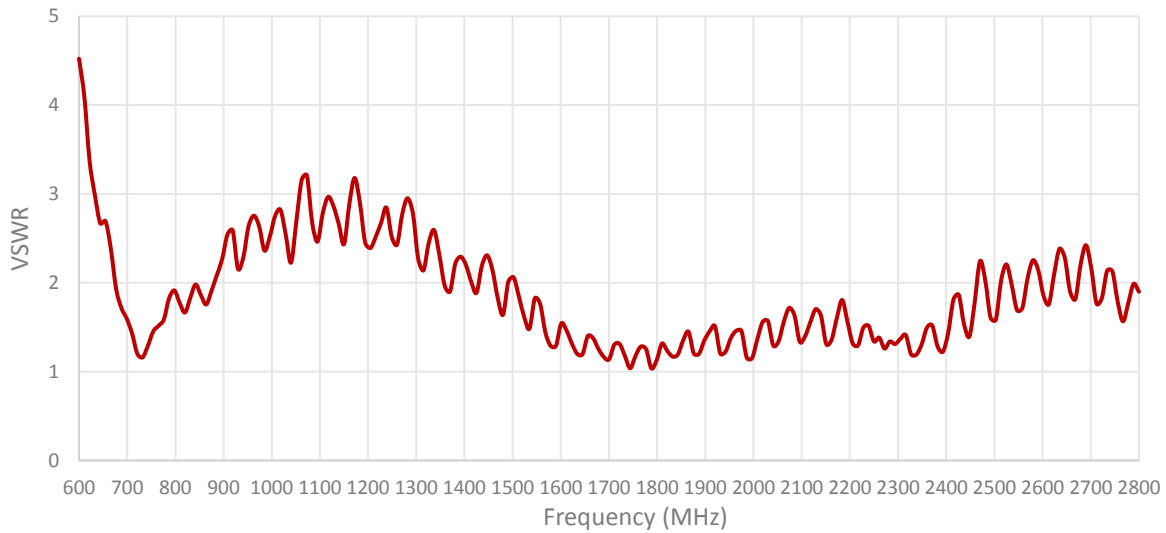
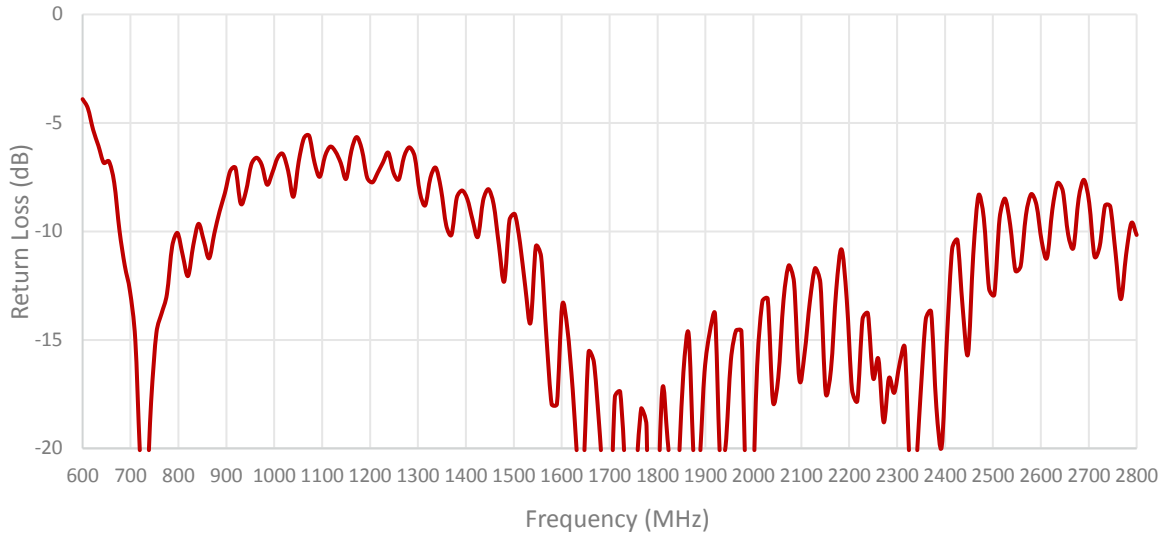
Parameters	GPS/GLONASS/BeiDou Antenna		
	BeiDou	GPS/QZSS/Galileo	GLONASS
Standards			
Band (MHz)	1561	1575	1602
Frequency(MHz)	1561.098	1575.42	1598-1610
Patch Size (mm)		25 x 25 x 4	
Return Loss (dB)		<=-15.0 dB	
VSWR		<=1.4:1 dB	
Impedance		50	
Radiation Pattern		Hemispherical	
Polarization		RHCP	
Saw Filter		Pre-filter	
Active Gain (dB)		28 @ 2.7 V	
Noise Figure (dB)		1.5 Typ	
Voltage (V)		1.5 – 3.6	
Current Consumption (mA)		9 Typ	
Power Consumption (mW)		24.3 Typ	
ESD Protection (kV)		2kV	
Connector Type	SMA-Male Standard (Other Connectors Available)		
Cable Length	300 cm Standard (Any Cable Length Available)		
Cable Type	LMR100 Standard (Other Cables Available)		

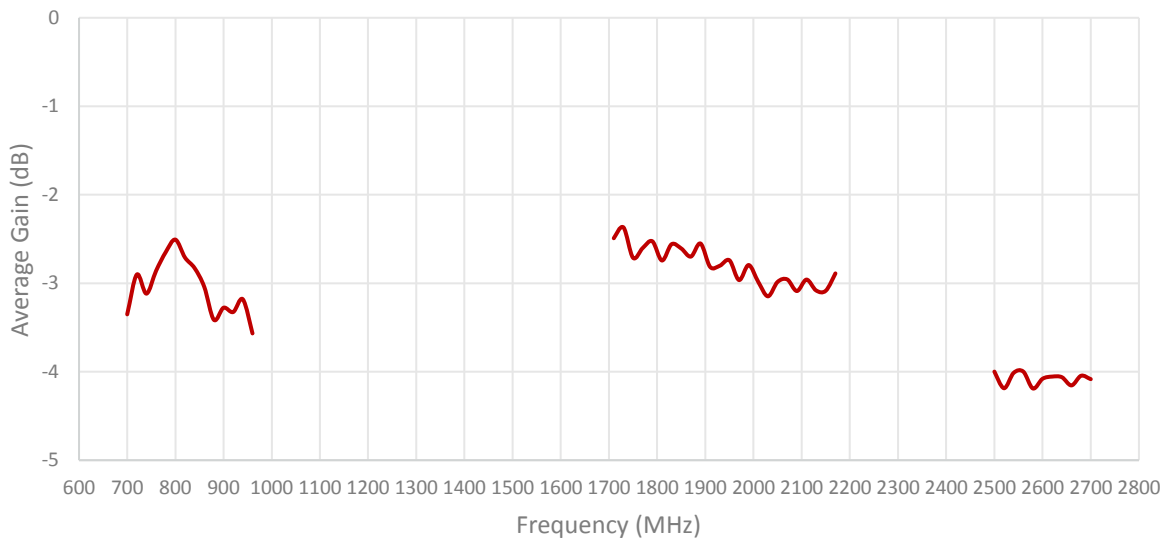
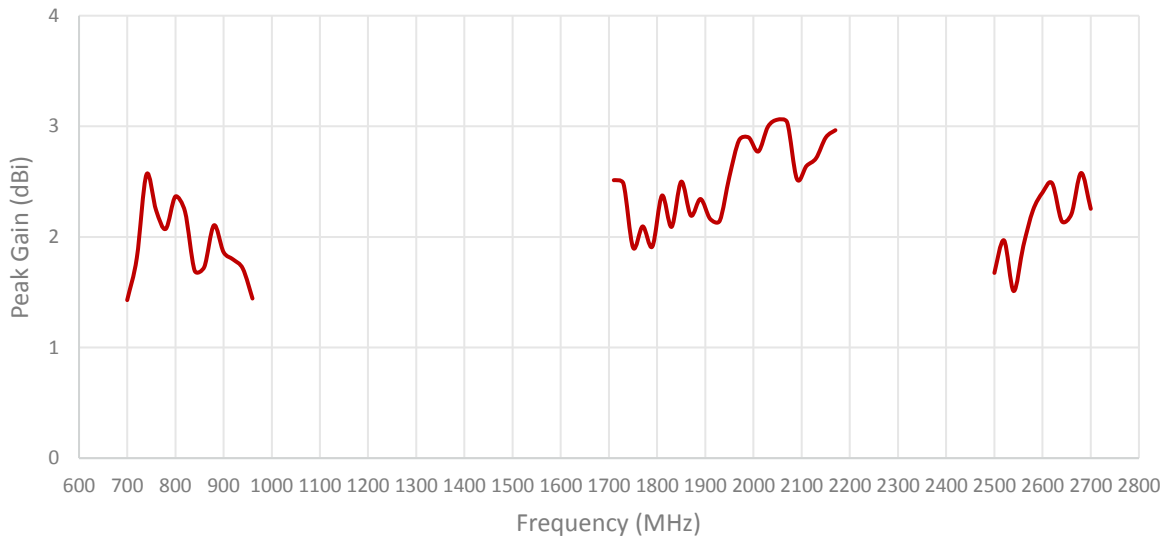
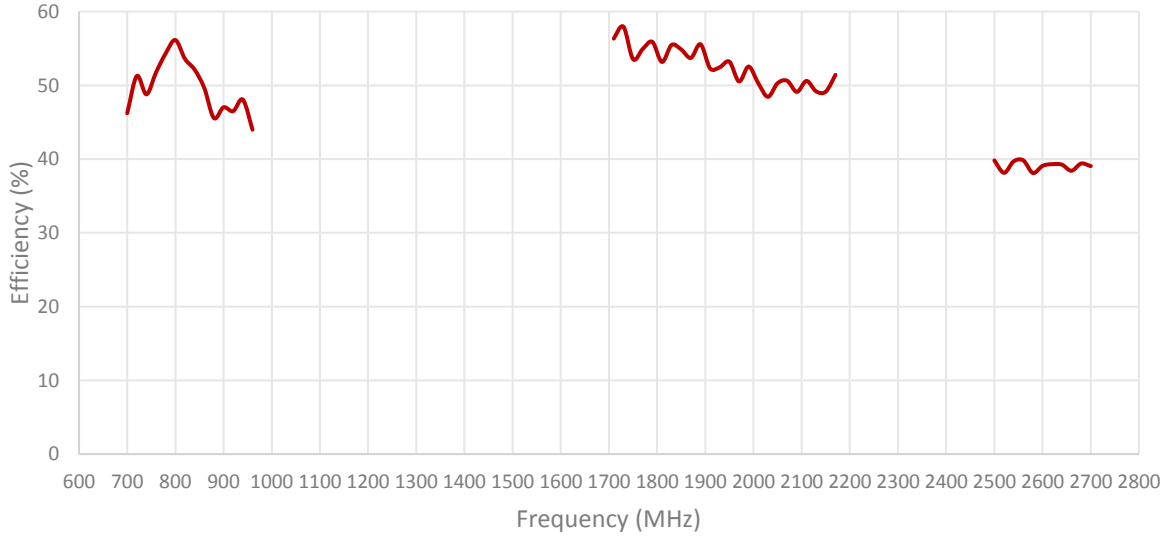
3. Mechanical and environmental specifications

Specifications	2J4A50PCFa
Mounting Type	Adhesive Mount
Dimensions (mm)	61.8 x 155.6 x 17.0
Radome Type	ABS UV Stable
Radome color	Black
Operating Temperature (C)	-40 to +85
Storage Temperature (C)	-40 to +85
Substance Compliance	RoHS
Certificates	IP67, IP69, CE, Vibration

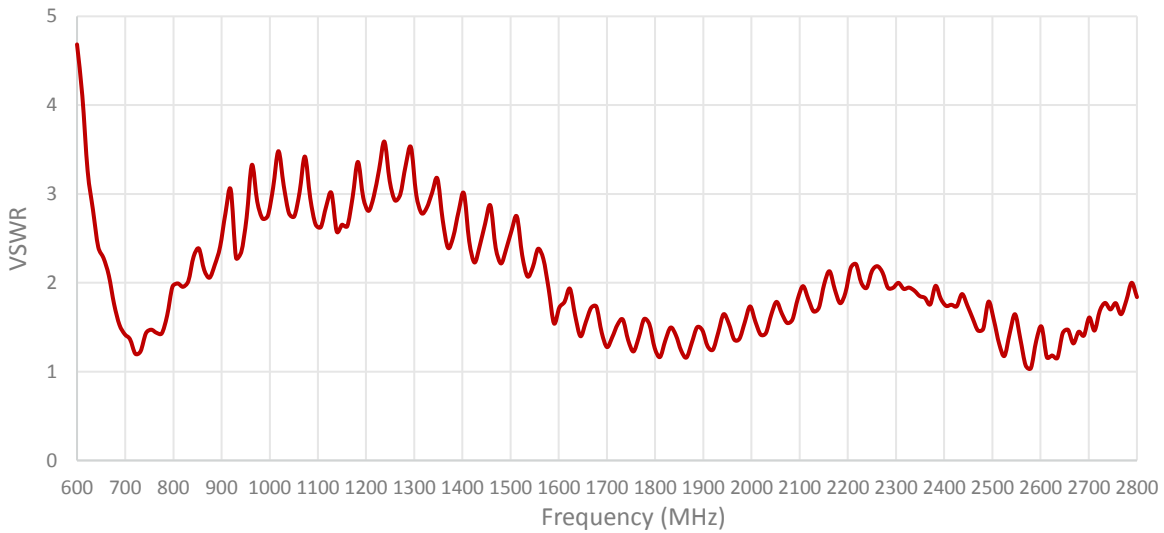
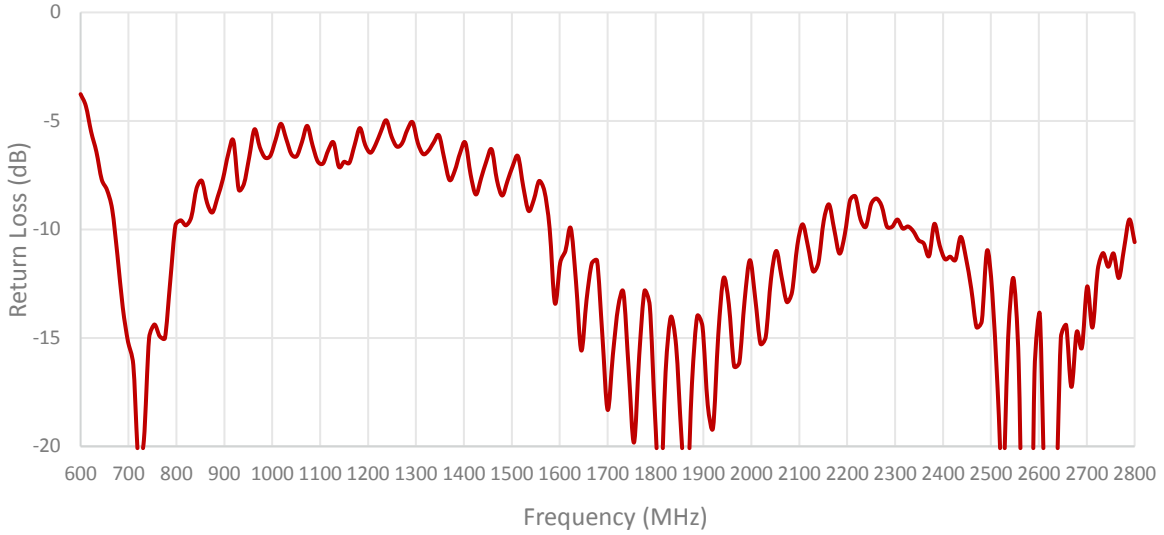
4. Antenna parameters

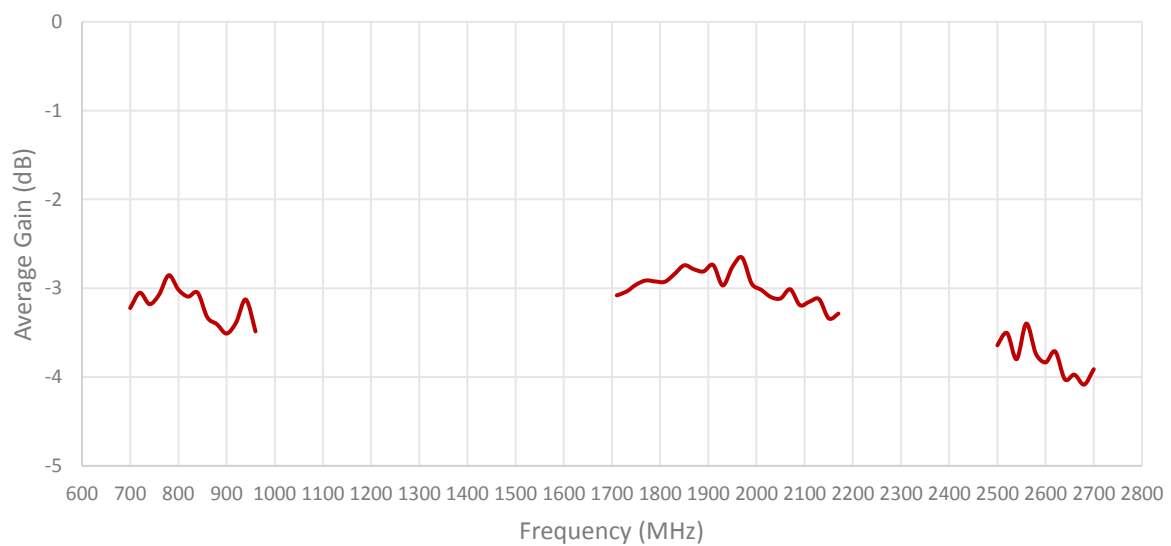
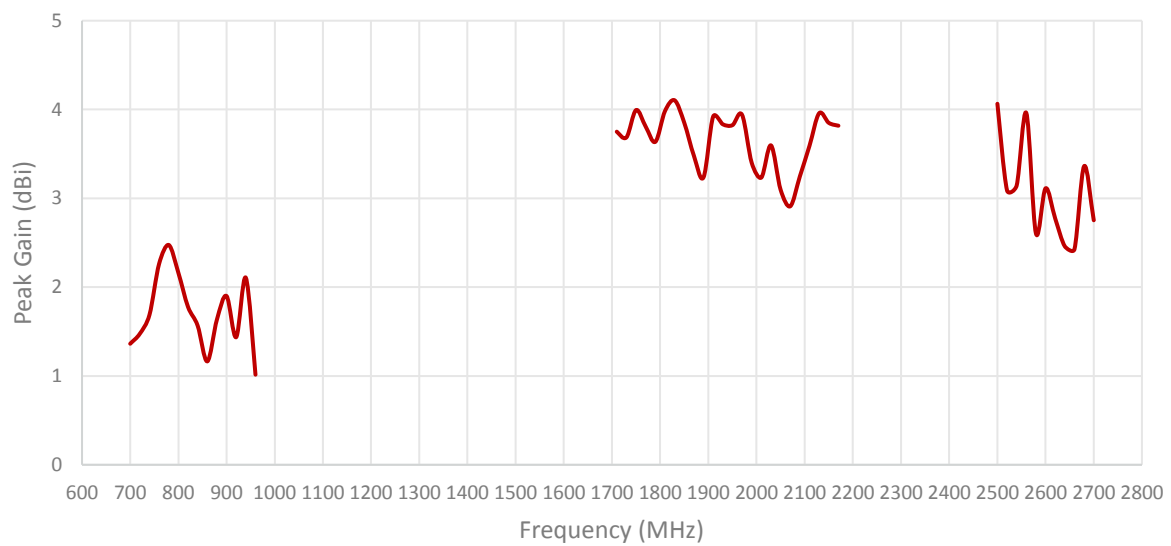
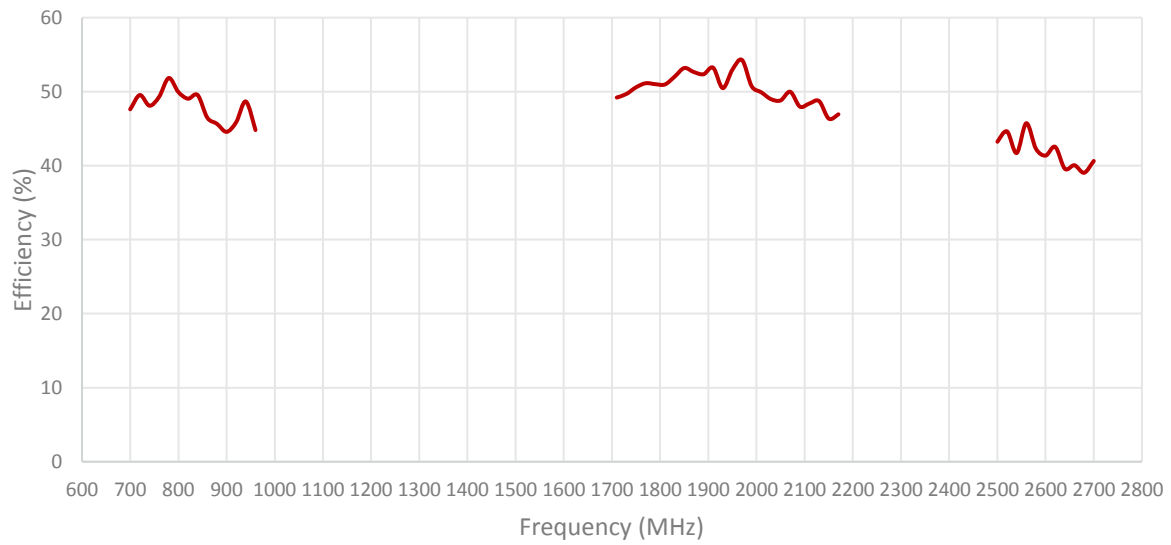
Table 1: 4G LTE/3G/2G



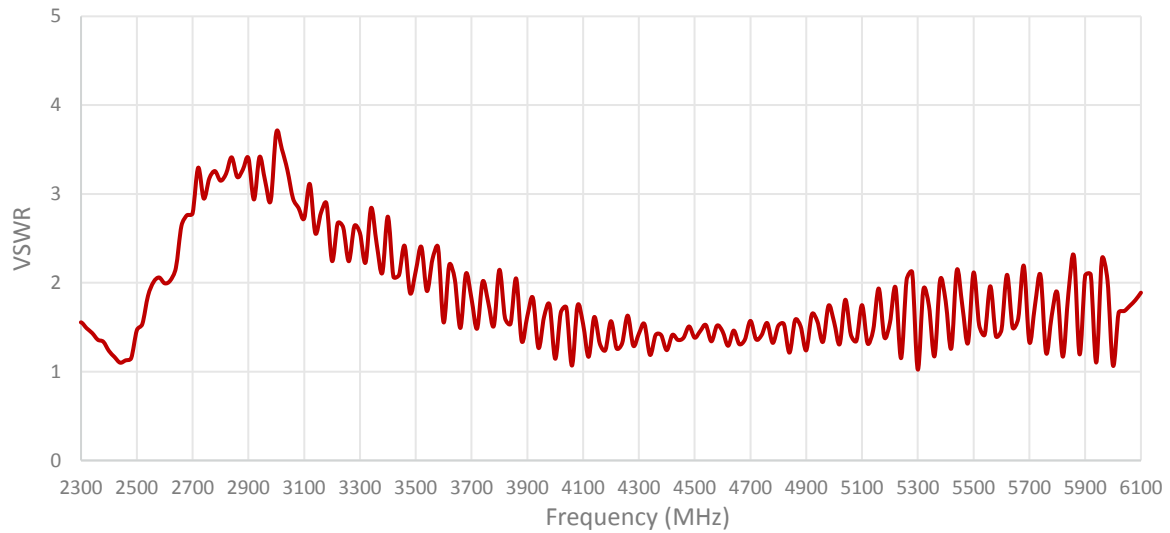
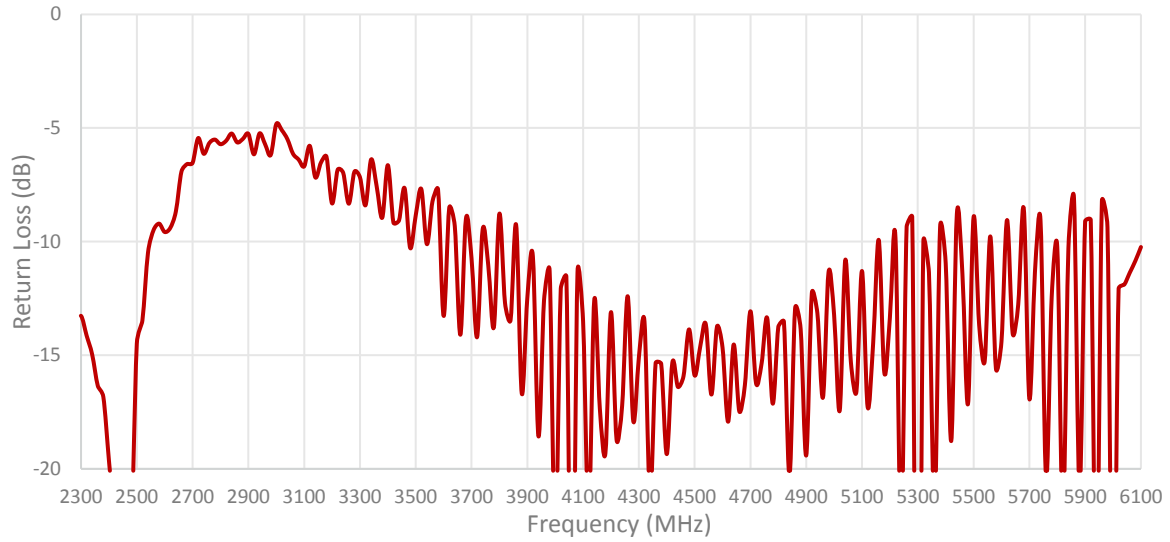


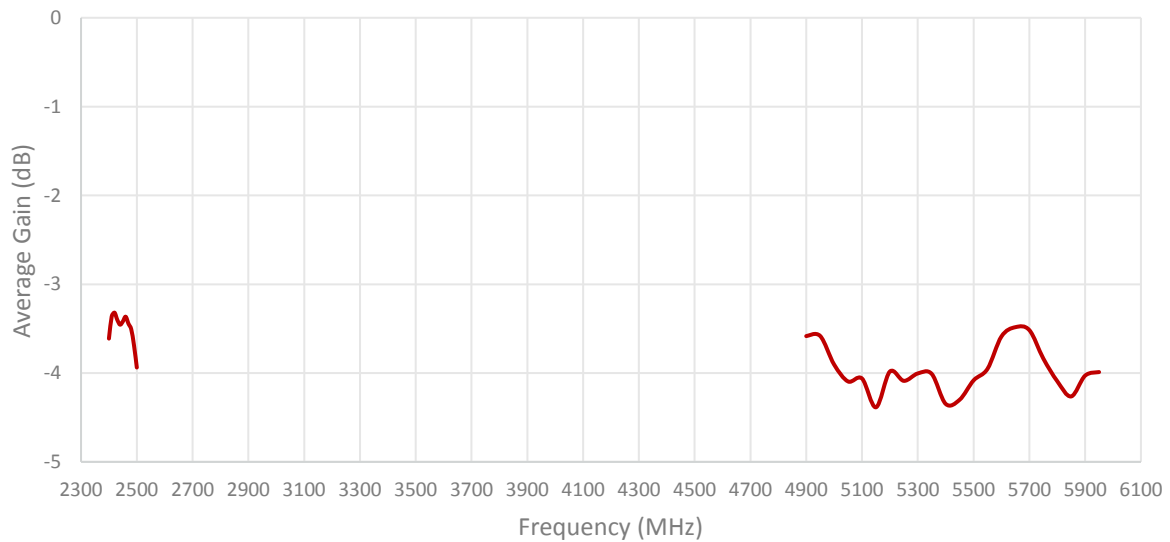
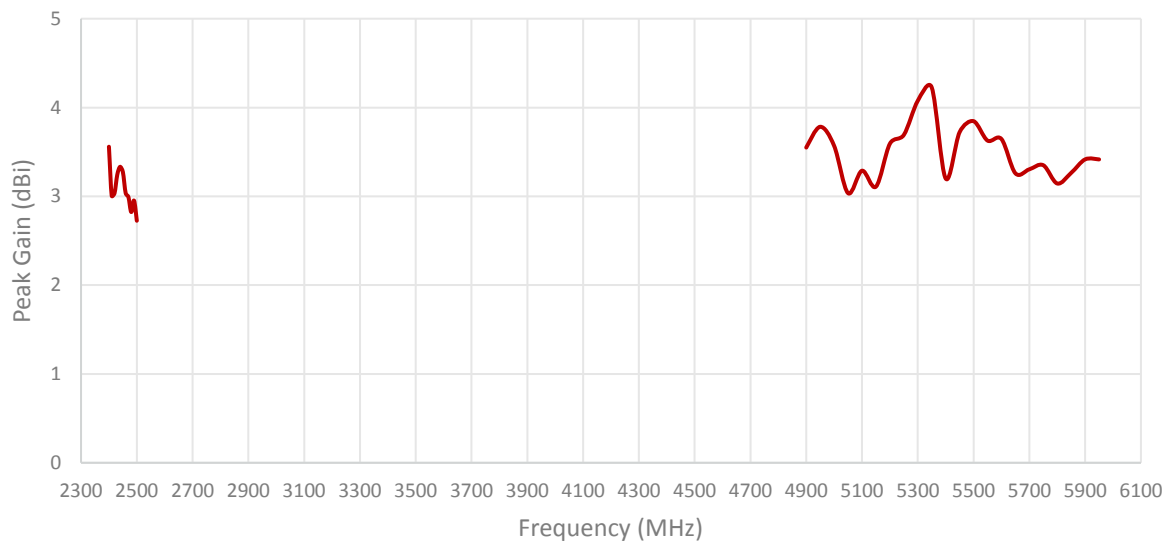
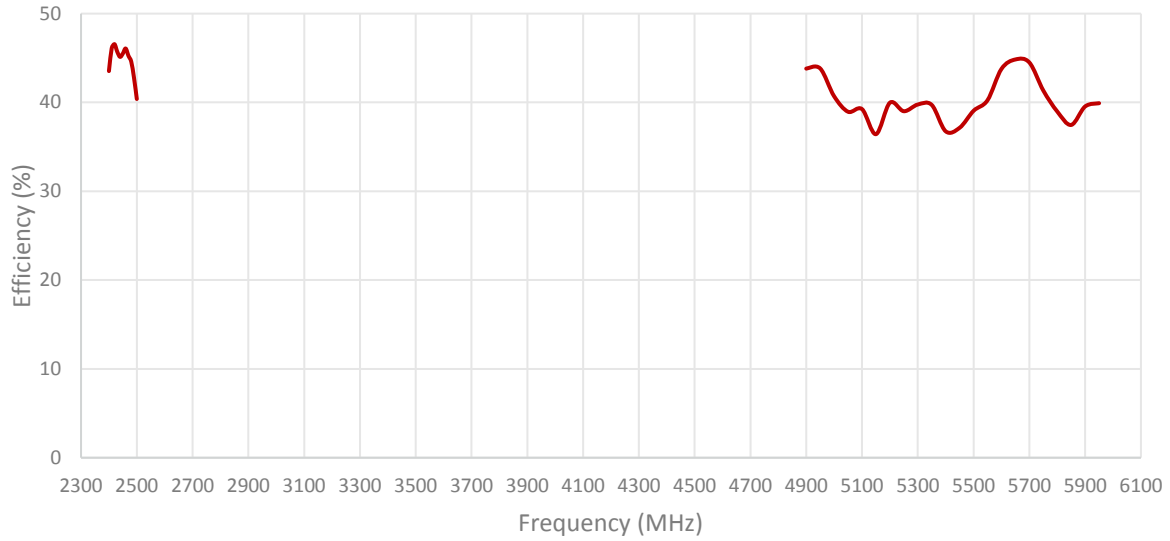
Cable 2: 4G LTE/3G/2G



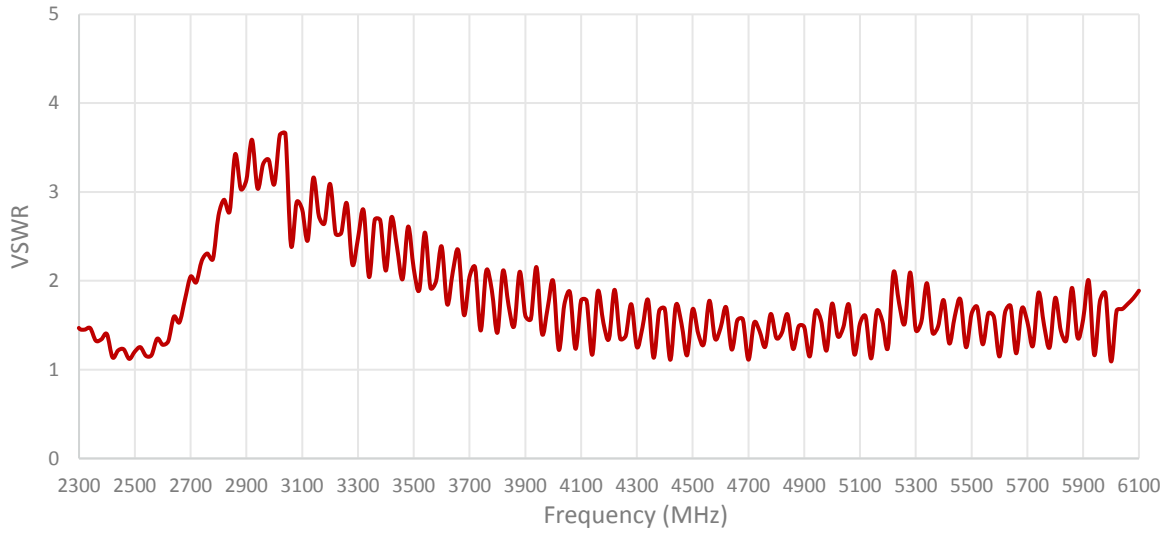
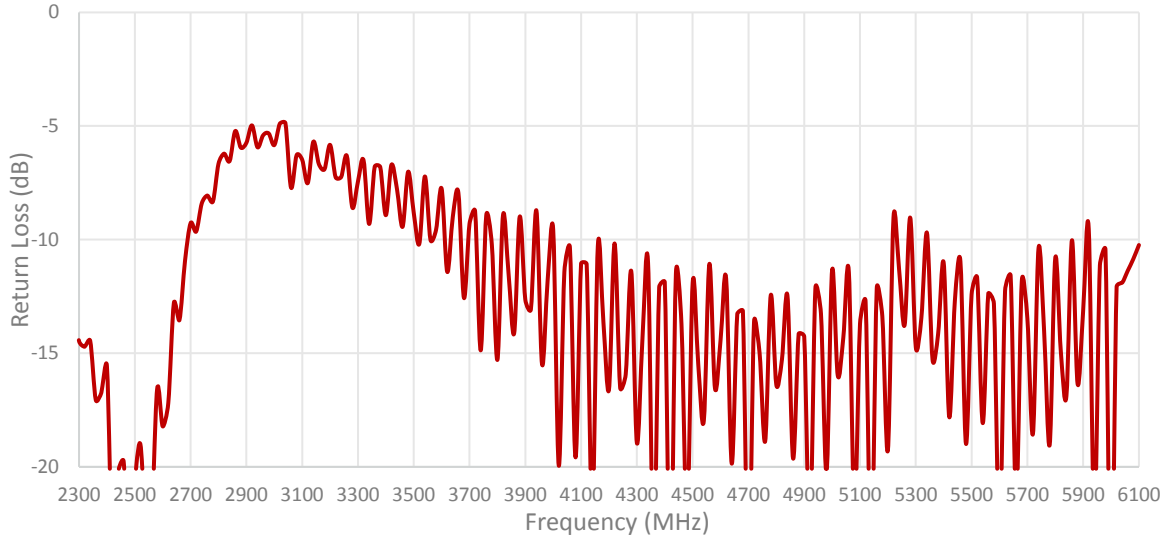


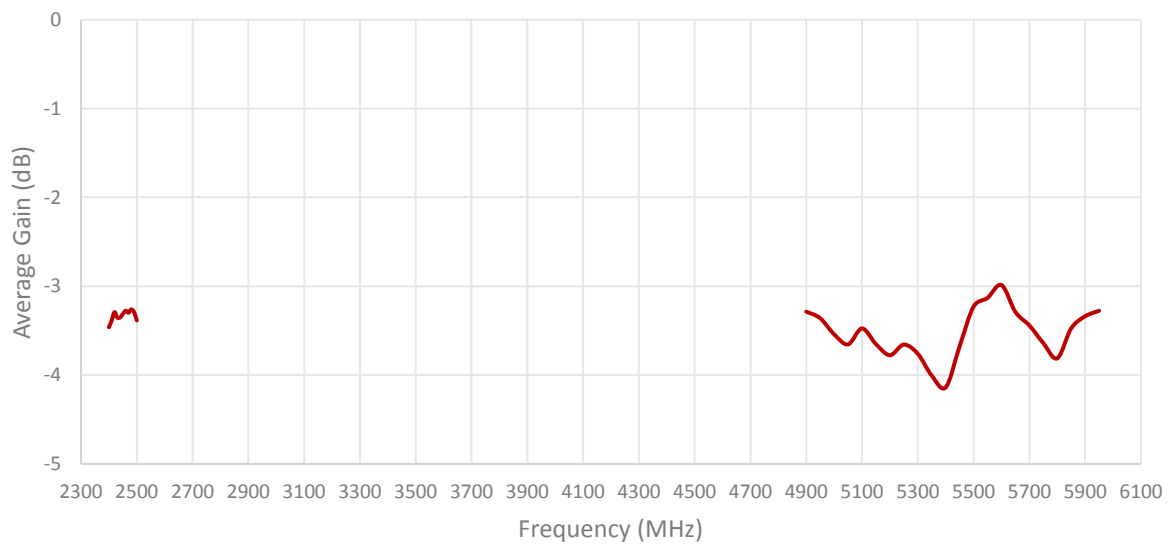
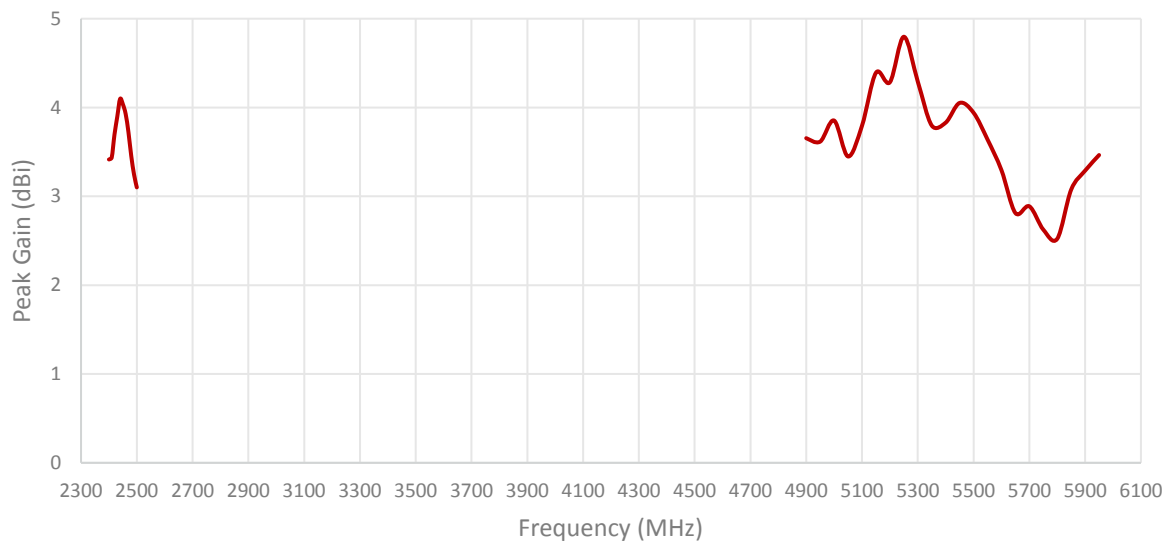
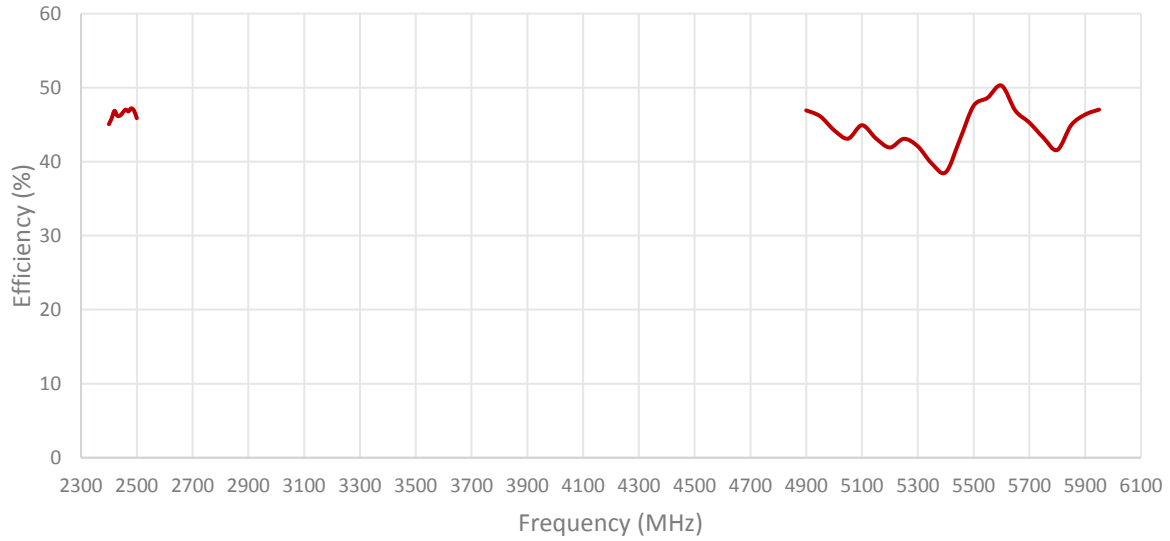
Cable 3: 2.4/5.0 GHz ISM



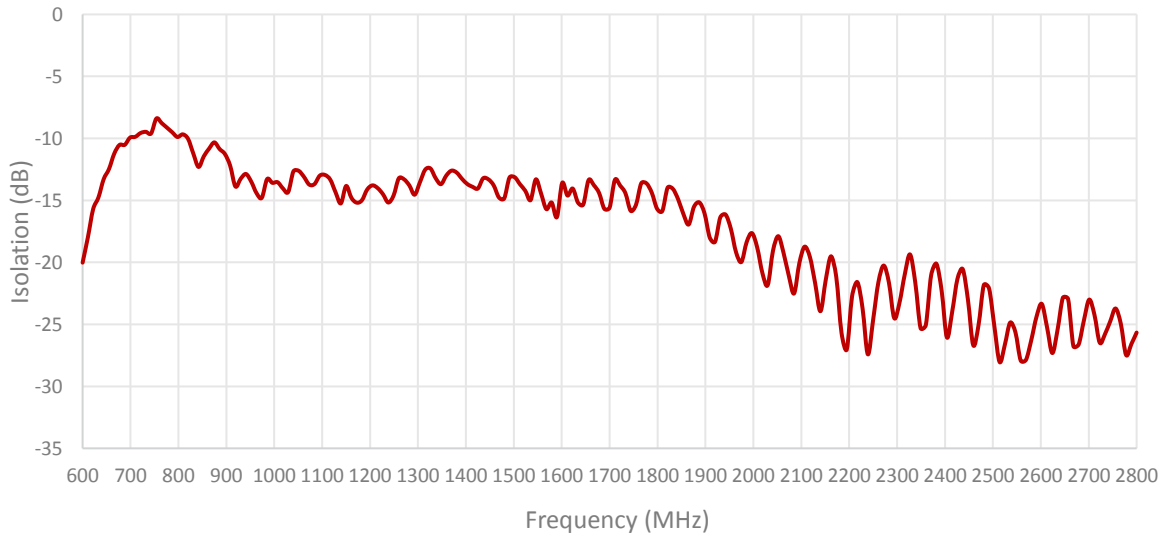


Cable 4: 2.4/5.0 GHz ISM

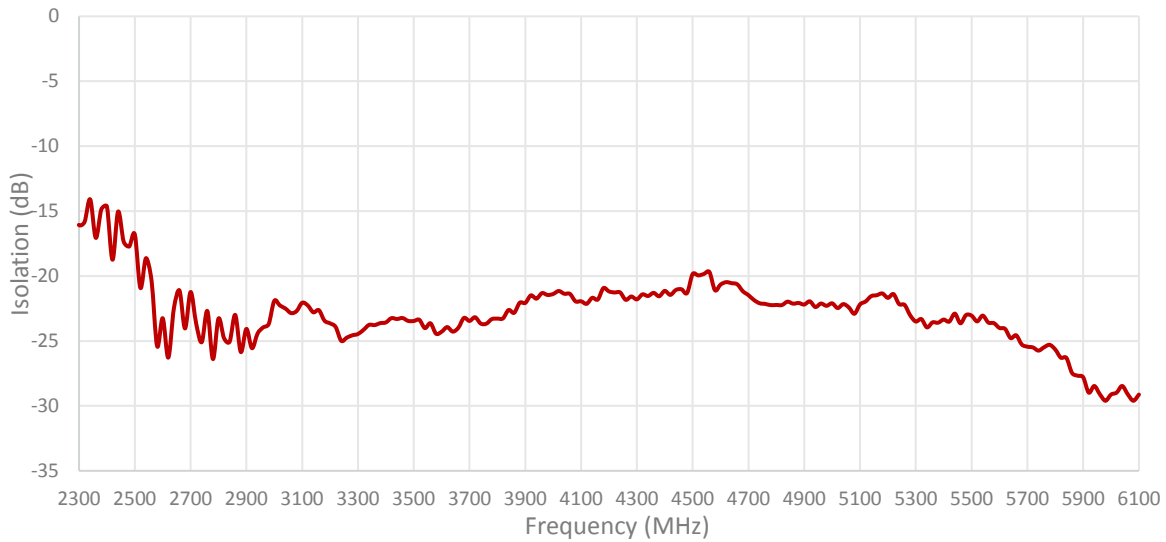




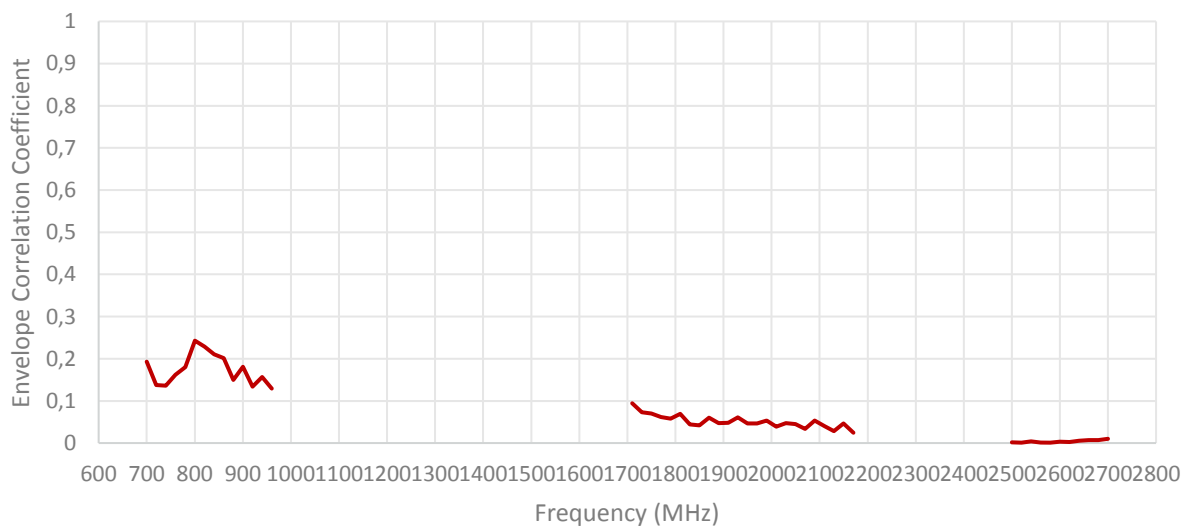
ISOLATION FOR CABLES 1 AND 2 (4G LTE/3G/2G)



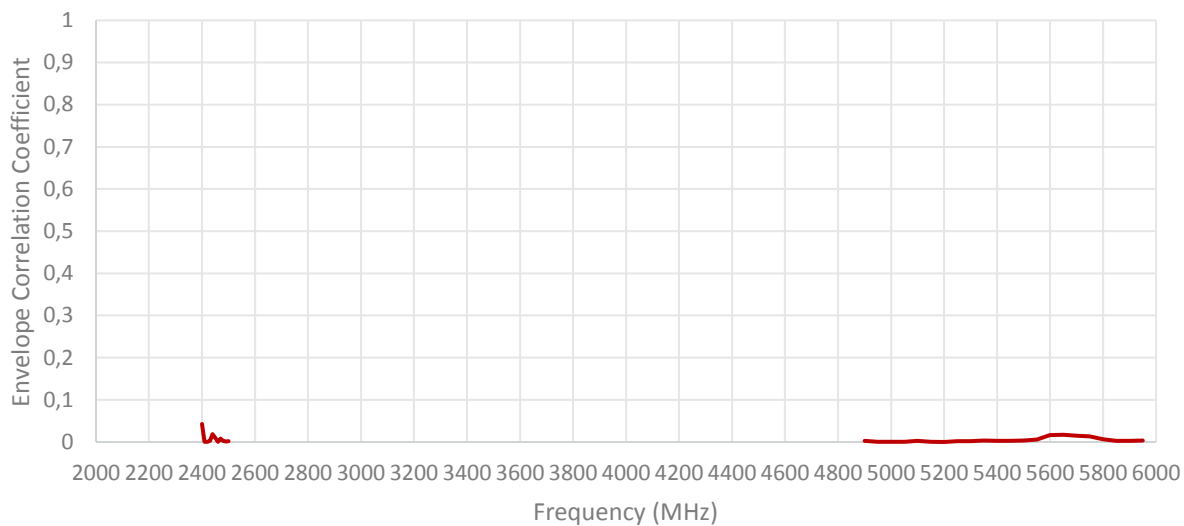
ISOLATION FOR CABLES 3 AND 4 (2.4/5.0 GHz ISM)

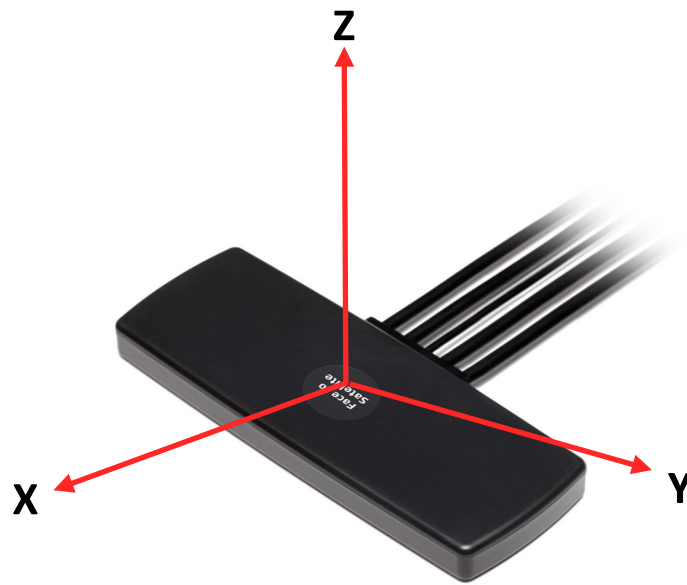


ENVELOPE CORRELATION COEFFICIENT FOR CABLES 1 AND 2 (4G LTE/3G/2G)



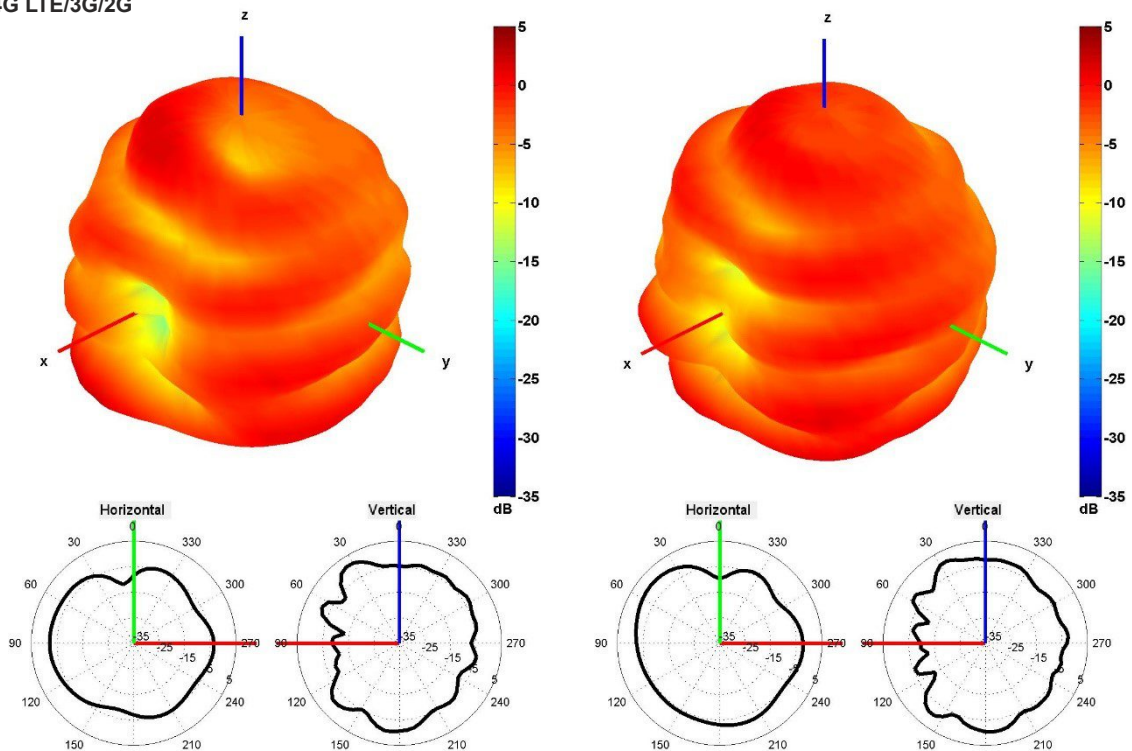
ENVELOPE CORRELATION COEFFICIENT FOR CABLES 3 AND 4 (2.4/5.0 GHz ISM)



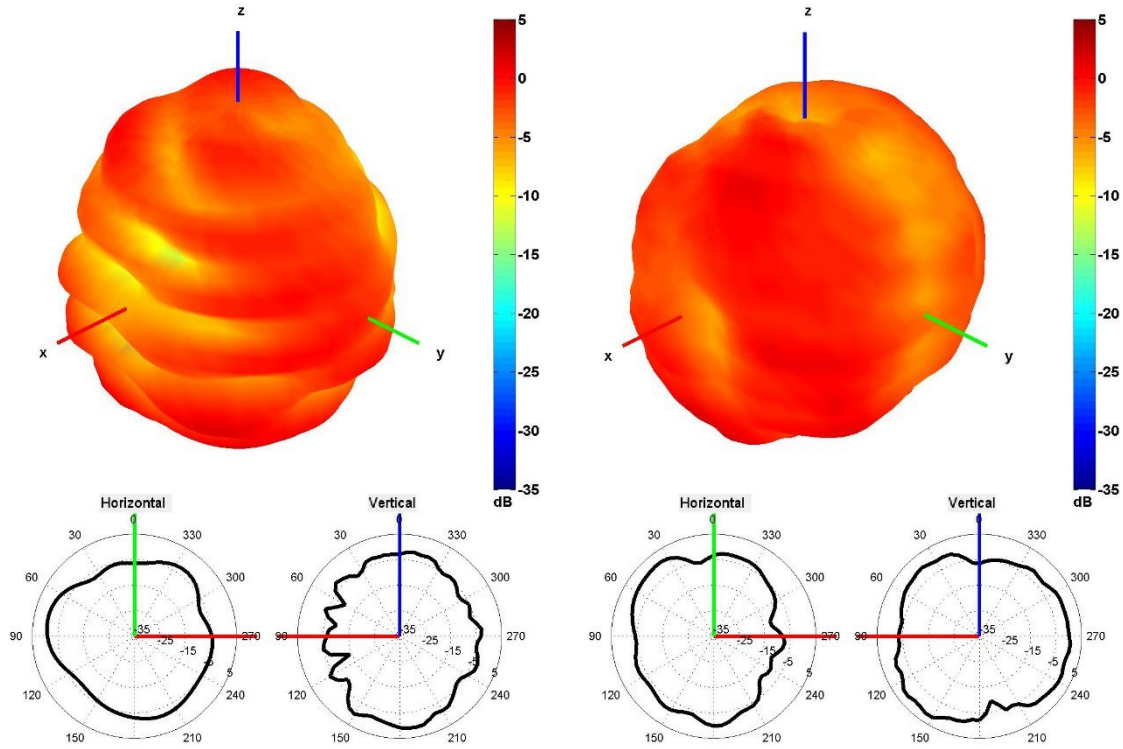


Radiation pattern reference

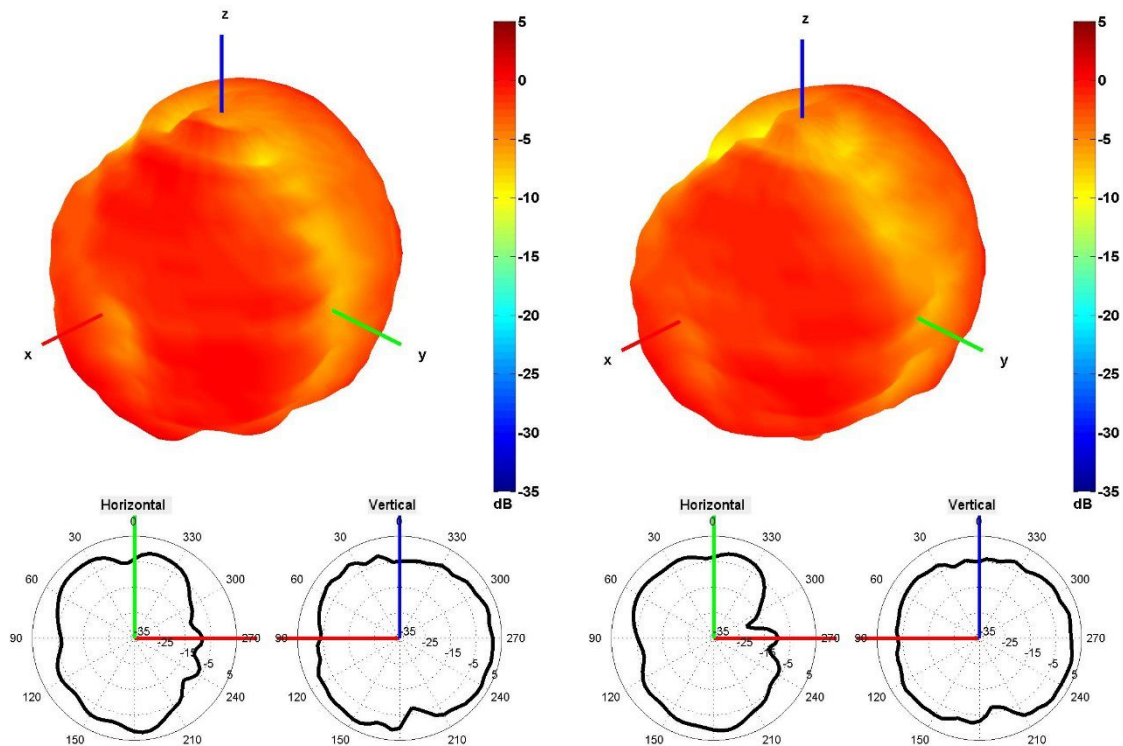
Cable 1: 4G LTE/3G/2G



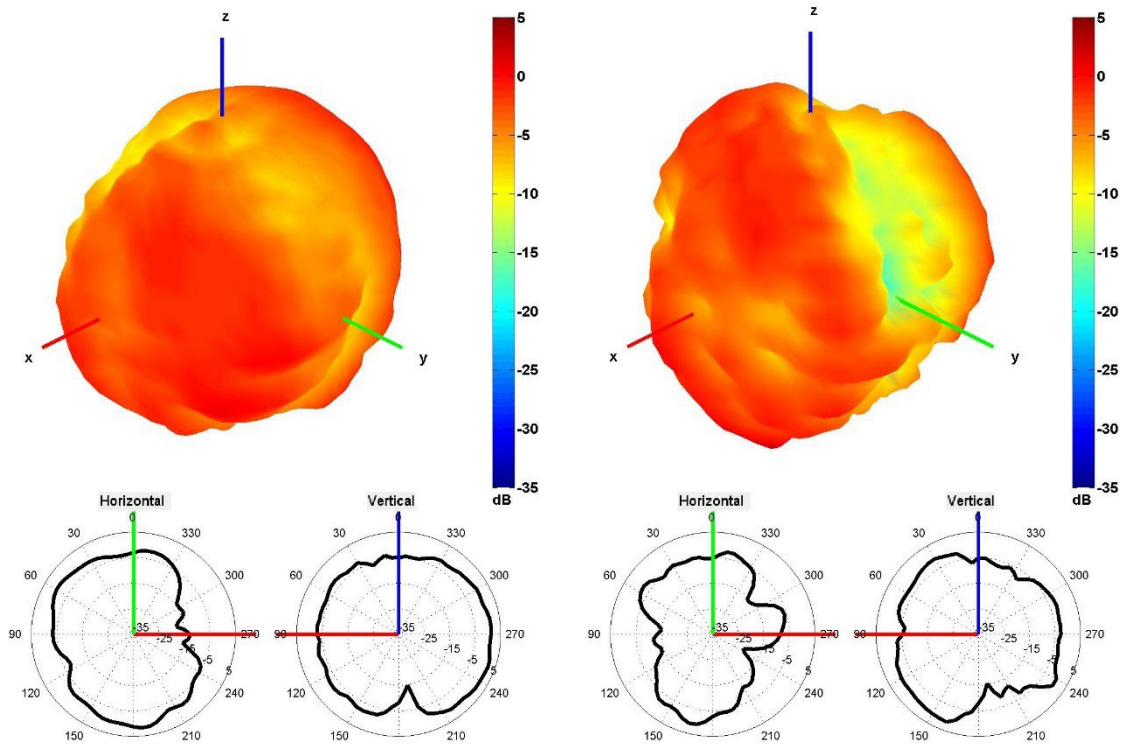
750 and 850 MHz Radiation pattern



940 and 1750 MHz Radiation pattern

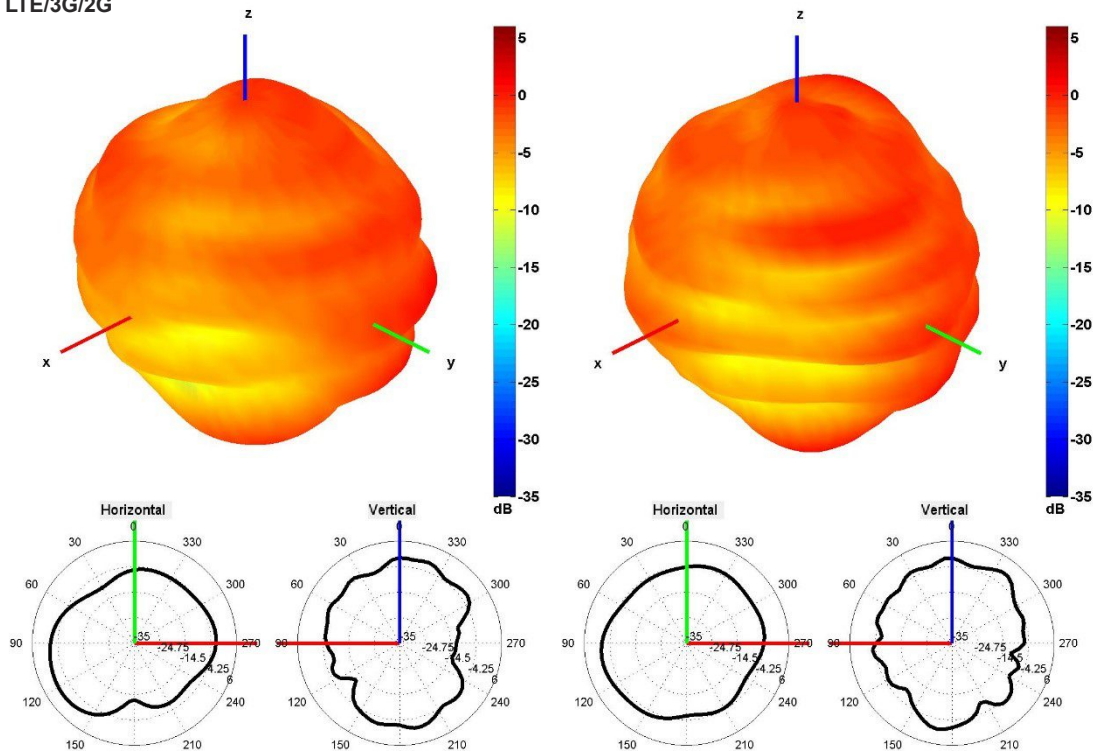


1850 and 1950 MHz Radiation pattern

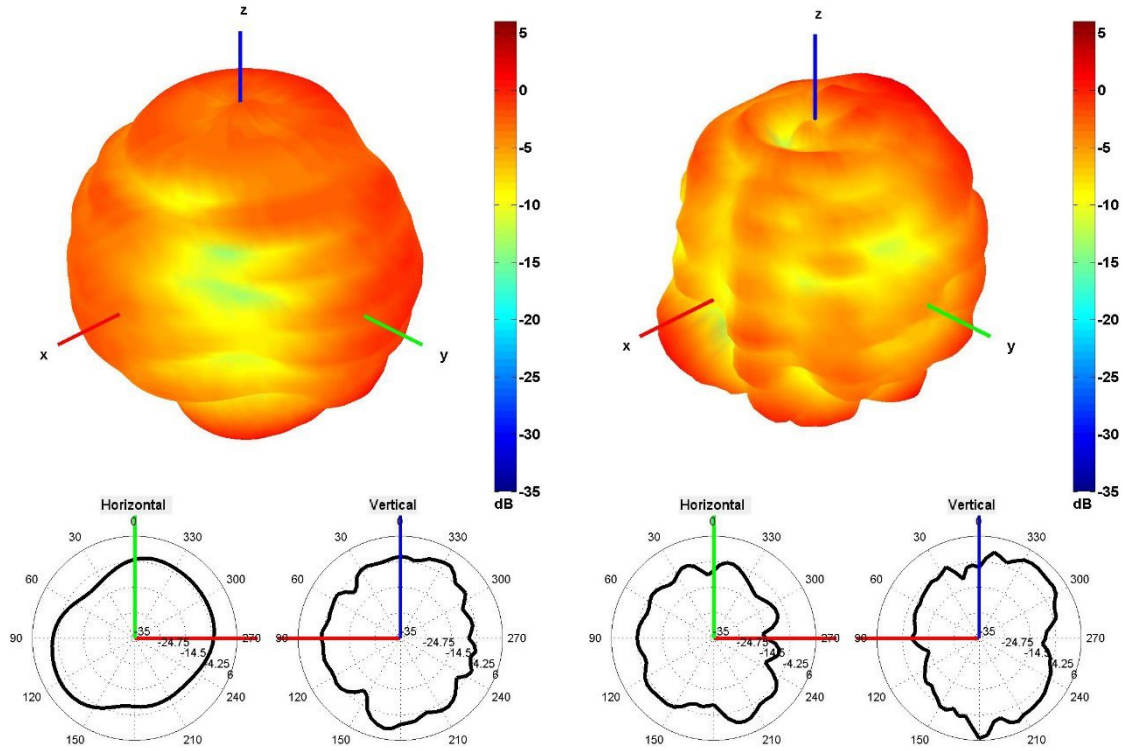


2100 and 2600 MHz Radiation pattern

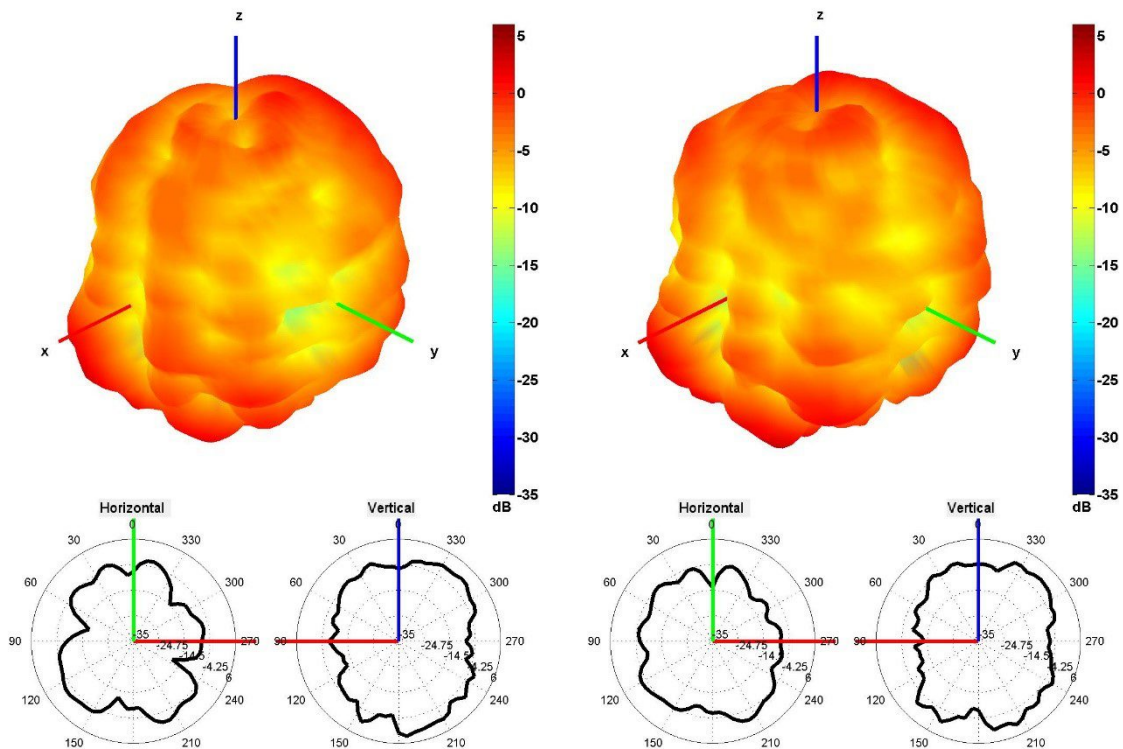
Cable 2: 4G LTE/3G/2G



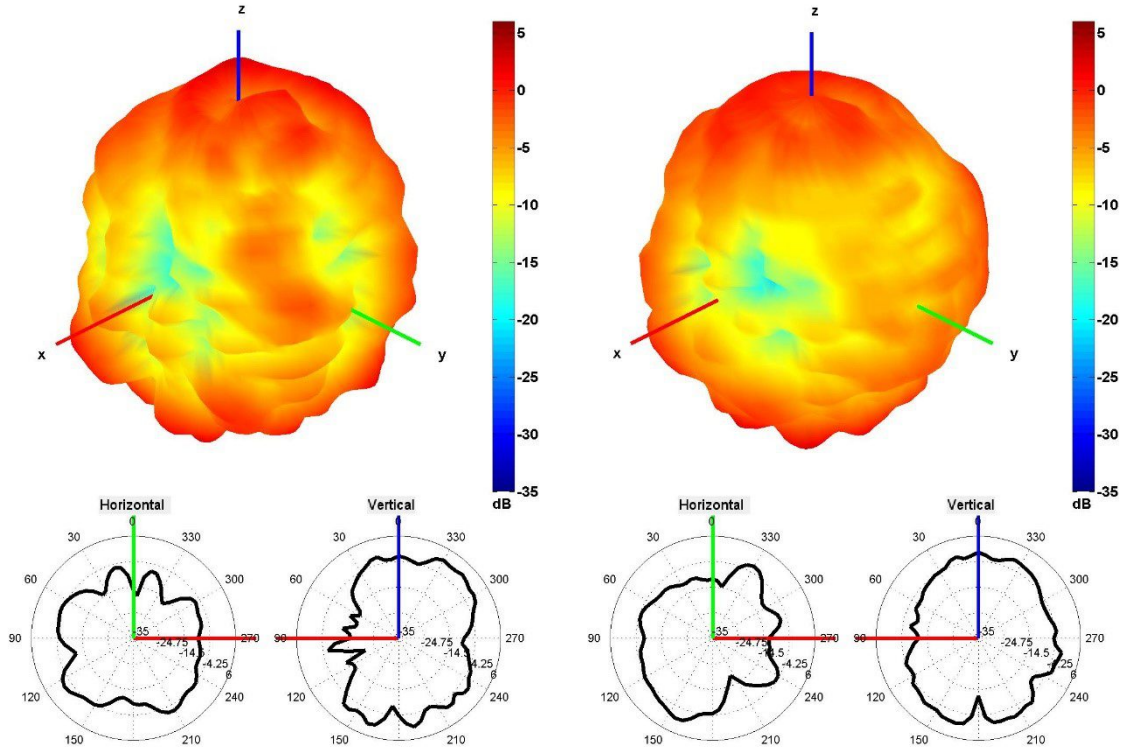
750 and 850 MHz Radiation pattern



940 and 1750 MHz Radiation pattern

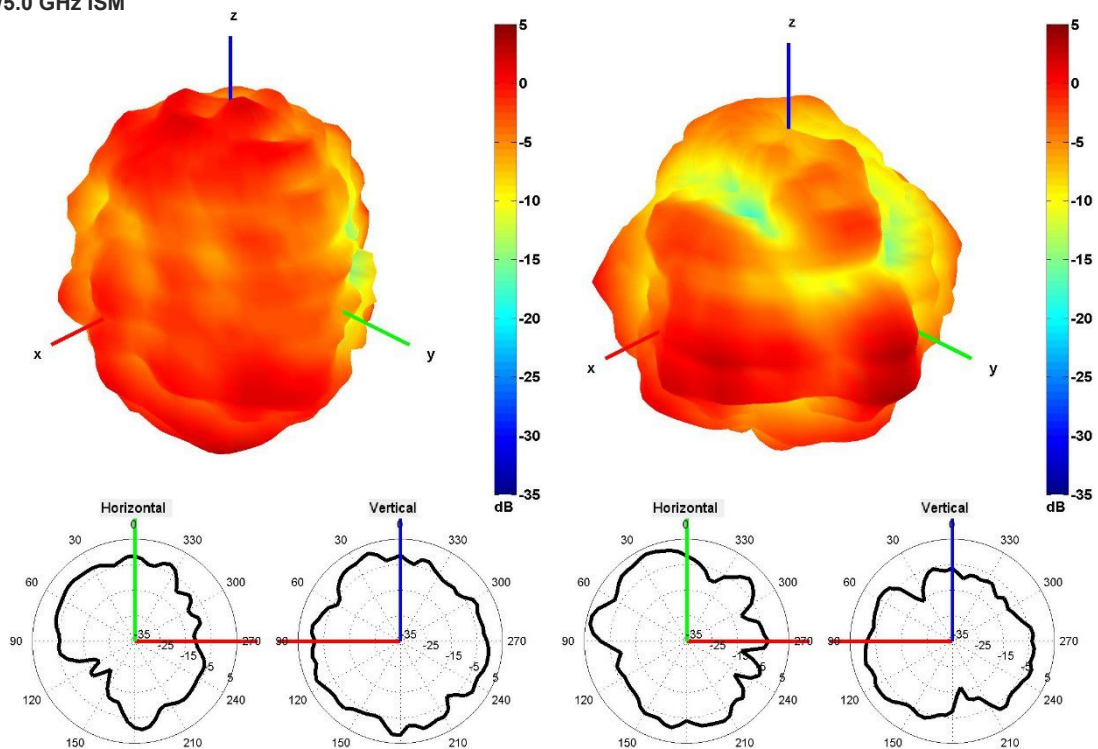


1850 and 1950 MHz Radiation pattern



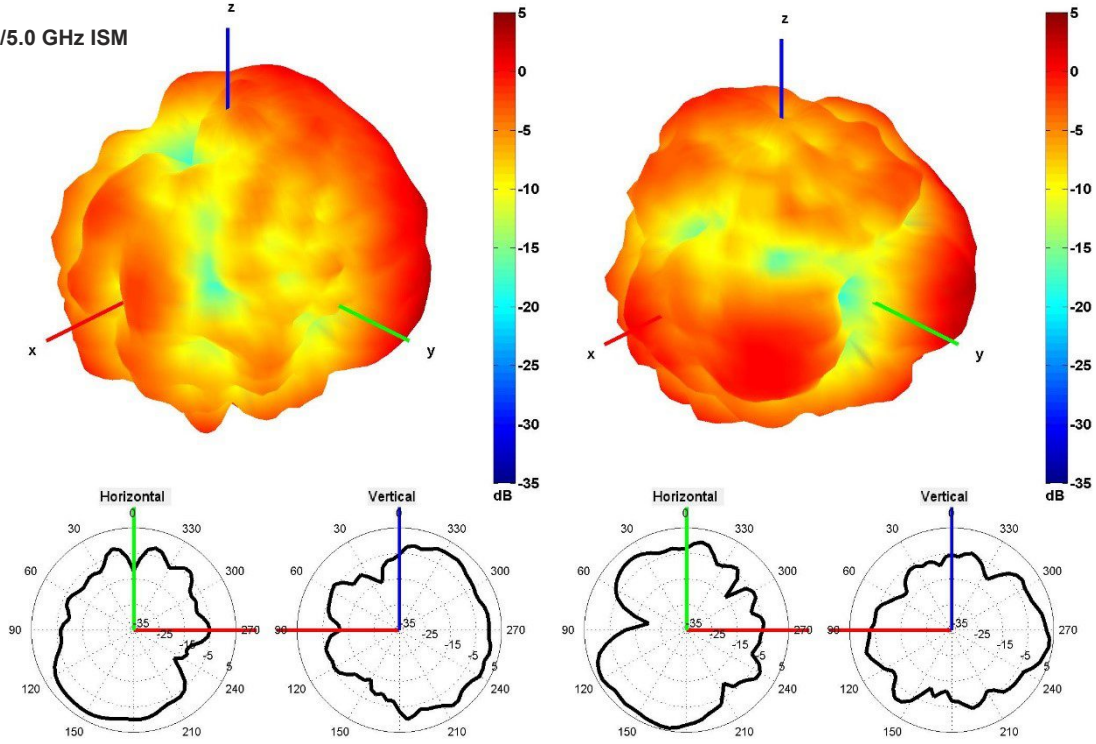
2100 and 2600 MHz Radiation pattern

Cable 3: 2.4/5.0 GHz ISM



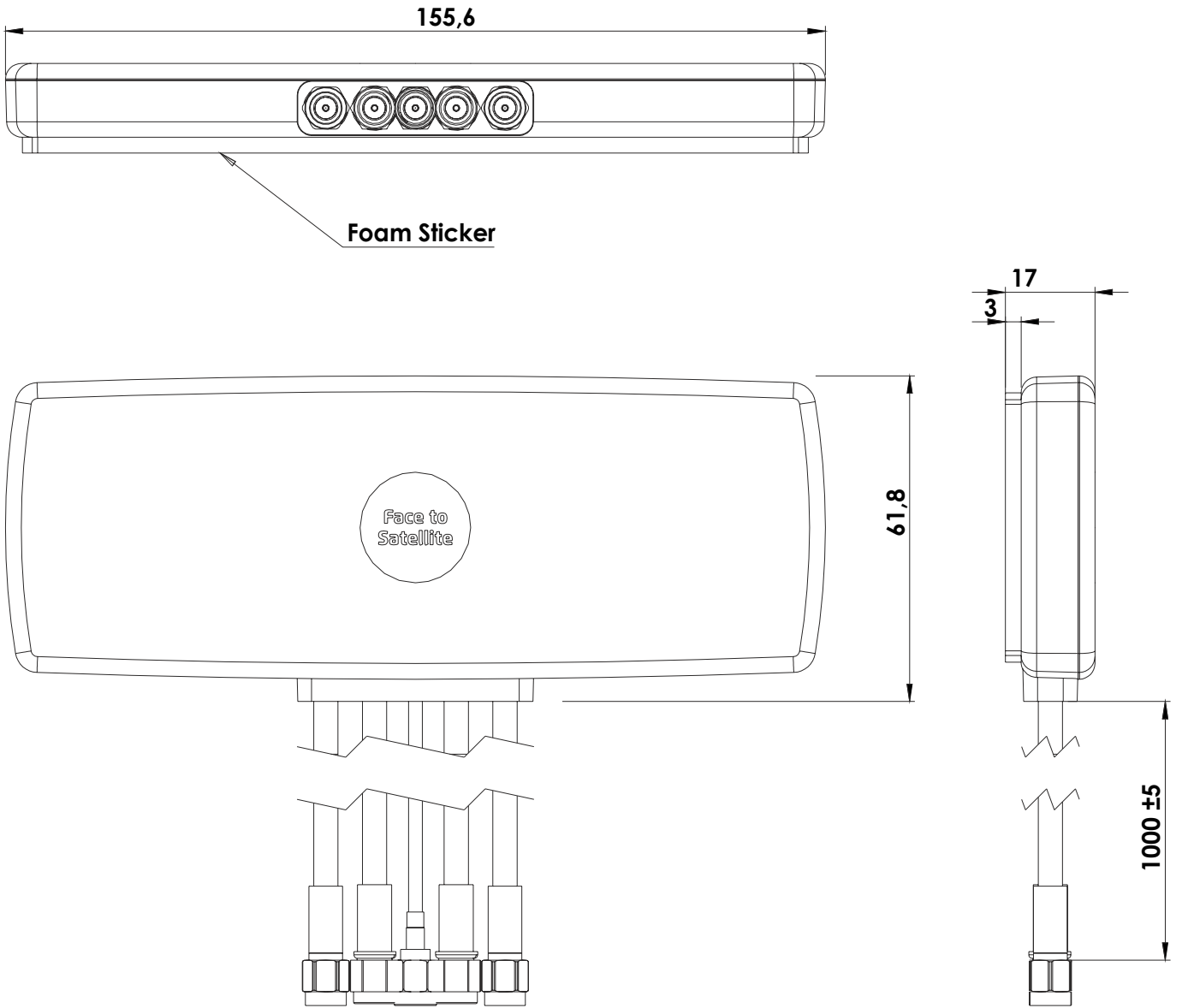
2450 and 5500 MHz Radiation pattern

Cable 4: 2.4/5.0 GHz ISM



2450 and 5500 MHz Radiation pattern

5. Antenna drawings



6. Antenna Images





Макро Групп – это:

- дистрибьютор электронных компонентов с 1994 года
- контрактный производитель электроники с 2007 года с собственным производством в Санкт-Петербурге (компания Макро EMC, входит в ГК Макро Групп)
- поставщик полупроводниковых материалов
- комплексный поставщик электронных компонентов
- моделирование и производство полупроводниковых эпитаксиальных гетероструктур для задач оптоэлектроники

Головной офис расположен в Санкт-Петербурге. Собственные представительства в крупных промышленных городах России и стран СНГ.

Преимущества для наших заказчиков:

- работа по тендерам с 2012 года
- оформление банковских гарантий
- отсрочки платежей
- поставка электронных компонентов по проектным ценам
- инженерная поддержка проектов заказчиков
- сертификат системы менеджмента качества ISO 9001-2015
- необходимые сертификаты и лицензии

Данный файл получен с сайта www.macrogroup.ru